

SA All Comers Meet 1 - 30/1/2026 to 1/2/2026**Home of Athletics****Results****Event 101 Men Long Jump Open**

Name	Age	Team	Seed	Finals	Wind	Points
Finals						
1 # 1113 Ong, Yen Cheong	20	VRV		6.64m	0.5	
	6.33m(1.9)	6.48m(0.8)	6.28m(0.2)	5.84m(+0.0)	6.40m(0.7)	6.64m(0.5)
2 # 612 Ang, Ezrie	20	OA	6.55m	6.47m	+0.0	
	4.80m(1.7)	6.06m(1.9)	6.47m(+0.0)	6.39m(+0.0)	X	X
3 # 1051 Lim, Aaron	25	WAC		6.18m	+0.0	
	6.15m(1.5)	6.18m(+0.0)	X	6.05m(0.3)	X	X
4 # 299 NG, Keano	21	EC		5.77m	0.5	
	5.70m(0.4)	5.77m(0.5)	5.70m(0.5)	5.65m(1.5)	5.54m(+0.0)	X
5 # 1047 Koh, Chen Pin	33	WAC		5.32m	0.3	
	X	4.95m(0.8)	X	5.11m(+0.0)	5.05m(+0.0)	5.32m(0.3)

Event 102 Men 5000 Meter Race Walk Open

Name	Age	Team	Seed	Finals	Points
1 # 417 Tan, Gareth	18	HCIC		28:28.32	
2 # 416 Sua, Darwin	18	HCIC		28:59.34	
3 # 405 Bay, Sui Khai	17	HCIC		32:10.40	
4 # 52 Aidan, Teh	18	ACSI		34:04.65	
5 # 414 Pang, Kai Zheng	17	HCIC		34:20.37	

Event 103 Women 5000 Meter Race Walk Open

Name	Age	Team	Seed	Finals	Points
1 # 732 Naxin, Li	58	SMTF		42:28.79	

Event 104 Men Shot Put (7.26kg) Open

Name	Age	Team	Seed	Finals	Points	
1 # 735 McFeely, Peter	42	SMTF	7.98m	8.32m		
	7.78m	7.48m	7.74m	8.32m	8.13m	7.84m
2 # 738 Tseng, Wun Hsiung	49	SMTF	8.10m	7.75m		
	6.86m	6.99m	7.75m	7.52m	7.47m	7.28m
-- # 736 McMullan, Iain	48	SMTF	13.84m	DNS		

Event 105 Men 10000 Meter Run Open

Name	Age	Team	Seed	Finals	Points
1 # 733 HE, Henry Yong	44	SMTF	34:52.37	35:01.70	



SA All Comers Meet 1 - 30/1/2026 to 1/2/2026

Home of Athletics

Results

....Event 105 Men 10000 Meter Run Open

2 #	273 Saviour, Gilbert	21 CAA	37:27.00	37:03.21
-- #	737 Tan, Valdric	40 SMTF		DNF
-- #	527 Ong, Jason	24 NTU		DNS

Event 201 Women Long Jump U18

Name	Age	Team	Seed	Finals	Wind	Points
1 # 511 Tan Liu Yui, Mega	16	NYG		4.81m	0.2	
4.81m(0.2) X(1.9) 4.59m(2.4)						
1 # 230 Tan, Hiang Cheng	15	SNG		4.81m	1.4	
4.81m(1.4) 4.74m(1.4) X(1.2)						
3 # 508 Setho, Beatrice	15	NYG		4.71m	1.9	
4.37m(0.5) 4.71m(1.9) 4.51m(-0.4)						
4 # 884 Ong Hui Xin, Arie	16	TSS		4.58m	0.8	
4.58m(0.8) X(2.7) 4.31m(1.2)						
5 # 244 Wong, Xin Xuan Ni	16	SNG		4.51m	+0.0	
4.51m(+0.0) 4.41m(2.4) 4.45m(0.3)						
6 # 870 Gunawan, Elina La	15	TSS		4.35m	+0.0	
4.35m(+0.0) X(2.3) 4.20m(-0.6)						
7 # 5 Tan, Joanna	15	AAC		4.33m	1.5	
4.33m(1.5) 4.12m(+0.0) 4.11m(+0.0)						
8 # 500 Lua YU Xuan, Chel	15	NYG		4.28m	+0.0	
4.28m(+0.0) 4.05m(+0.0) X(0.8)						
9 # 196 Choo, YI Xian Ste	16	SNG		4.24m	+0.0	
X(+0.0) 3.92m(+0.0) 4.24m(+0.0)						
10 # 895 Wong, Shi Qi	15	TSS		4.22m	+0.0	
3.85m(2.2) 4.05m(0.1) 4.22m(+0.0)						
11 # 1127 Comia, Tsang Hann	16	KC		4.21m	1.0	
4.21m(1.0) 3.91m(2.2) 4.05m(-1.1)						
12 # 506 Rajah, Renee	16	NYG		4.19m	+0.0	
4.19m(+0.0) 4.11m(0.2) 4.04m(+0.0)						
13 # 301 Wong, Ulysse	16	FAC	4.10m	4.11m	+0.0	
4.11m(+0.0) 4.08m(+0.0) 3.92m(1.5)						
14 # 880 Loo, Yan Haau Rae	16	TSS		4.10m	+0.0	
X(+0.0) 4.06m(0.8) 4.10m(+0.0)						
15 # 1120 Tan, Jayme	15	KC		3.97m	1.8	
3.97m(1.8) 3.29m(0.5) 3.60m(+0.0)						
16 # 865 Chan, Xuan Li Viv	15	TSS		3.95m	1.2	
X(1.0) X(0.6) 3.95m(1.2)						
17 # 717 Vaitheeshwaran, N	17	RIJC		3.94m	0.6	
3.94m(0.6) 3.74m(+0.0) 3.62m(+0.0)						
18 # 534 Guee, Ling Xuan A	15	NJC	4.19m	3.89m	+0.0	
3.89m(+0.0) X(1.9) 3.85m(+0.0)						



SA All Comers Meet 1 - 30/1/2026 to 1/2/2026**Home of Athletics****Results****....Event 201 Women Long Jump U18**

19 #	545 Ng, Yee Hsuen	15 NJC	3.76m	3.88m	1.8
	3.88m(1.8) X(1.0) X(0.1)				
20 #	866 Chia Xin Le, Gabr	15 TSS		3.85m	1.7
	3.85m(1.7) 3.32m(-0.3) X(+0.0)				
21 #	894 Wong, Anne Ru	15 TSS	3.95m	3.82m	0.1
	3.82m(0.1) 3.67m(4.0) 3.68m(0.1)				
22 #	194 Cheng, ZI EN	16 SNG		3.74m	0.8
	3.53m(+0.0) 3.74m(0.8) X(+0.0)				
23 #	881 Low, Bernice	15 TSS		3.62m	1.5
	X(+0.0) 3.62m(1.5) 3.47m(+0.0)				
24 #	787 Ong, Gracie	15 TK		3.60m	0.4
	X(1.7) 3.60m(0.4) X(+0.0)				
25 #	1122 Seow, Xin Rui	15 KC		3.56m	0.6
	3.56m(0.6) 3.40m(3.1) 3.49m(0.3)				
26 #	875 Leck, Jing En Cla	16 TSS		3.51m	+0.0
	X(1.2) 3.51m(+0.0) X(-0.3)				
27 #	898 Yew Siying, Emma	16 TSS		3.41m	2.2
	3.34m(+0.0) 3.41m(2.2) X(0.2)				
-- #	540 Lin, Jing Han Ari	16 NJC	4.45m	DNS	NWI

Event 202 Men Shot Put (4kg) U15

Name	Age	Team	Seed	Finals	Points
1 #	369 Tang, Louis	14 HCI		13.14m	
	10.44m 12.50m 13.14m 12.23m				
2 #	340 Lim, Amerc Yu An	14 HCI		11.27m	
	10.22m 10.12m X 11.27m				
3 #	388 Zhang, Yanbo	14 HCI		10.99m	
	10.99m X 10.61m 10.66m				
4 #	849 Long, Asher	13 TCT		10.81m	
	X 10.81m 9.88m 10.16m				
5 #	368 Tan, Zheng Yu	14 HCI		10.79m	
	1.35m 1.47m 10.79m 10.34m				
6 #	677 Lim, Reagus	14 RI	10.36m	10.24m	
	10.24m 9.20m 7.95m X				
7 #	171 NG, HA Kwong Ryan	14 CH	8.61m	9.05m	
	8.67m 8.07m 7.26m 9.05m				
8 #	704 Tiang, Javier	13 RI	9.80m	9.04m	
	X 9.04m 8.97m				
9 #	78 Kwan, Troy	14 ACSI		8.60m	
	8.60m 8.00m 8.24m X				
-- #	657 Ding, Shengyuan	14 RI	8.80m	DNS	



SA All Comers Meet 1 - 30/1/2026 to 1/2/2026

Home of Athletics

Results

Event 203 Women 3000 Meter Race Walk U20

Name	Age	Team	Seed	Finals	Points
1 # 394 Fu, Jia Xuan	18	HCIC		18:04.00	
-- # 401 Ling, Faith	17	HCIC		DQ	TR54.4.1 ~

Event 204 Men 3000 Meter Race Walk U18

Name	Age	Team	Seed	Finals	Points
1 # 331 Koh, Jinzong	15	HCI		16:17.83	
2 # 298 Annamalai, Palani	16	EC		16:23.00	
3 # 391 Zhao, Wesley	16	HCI		16:46.16	
4 # 323 Huang, Zichong	15	HCI		16:47.79	
5 # 279 Choo, Jun Wei, Dy	15	DHS		17:00.31	
6 # 345 Lim, Michael	15	HCI		17:13.58	
7 # 12 Chong, Jovann	15	AAC		17:23.77	
8 # 818 Sane, Vivaan	16	TK		17:32.34	
9 # 109 Tan, Zavier	16	ACSI		17:36.71	
10 # 810 Loh, Jeremy	15	TK		17:46.71	
11 # 87 Nai, Lucius	16	ACSI		18:23.13	
12 # 283 Soh, Teak Heen Lu	16	DHS		18:47.81	
13 # 1073 Chew, Ian	16	OA		19:10.62	
14 # 776 Tan, Kalen	15	SPS		19:36.98	
15 # 286 Yee, Raynor Xizhe	15	DHS		19:37.84	
16 # 1091 Tan, Brandon	15	CCS		20:04.40	
17 # 64 Chng, Jia ming	16	ACSI		20:05.07	
18 # 285 Tay, Zheyu, Kayde	15	DHS		21:10.69	
19 # 1092 Neu, Eugene	15	CCS		21:20.99	
20 # 808 Lim, Justin	15	TK		21:21.41	
21 # 559 Chia, Anton Su Yi	15	NJC		22:18.69	
22 # 801 Fok, Ethan	15	TK		22:42.97	
-- # 1090 Irawan, Jude	15	CCS		DQ	TR54.4.1 <
-- # 66 Choong, Christian	16	ACSI	16:37.00	DNS	

Event 205 Men High Jump Novice

Name	Age	Team	Seed	Finals	Points
1 # 186 WU, Xianle Zachar	15	CH		1.55m	
				1.35 1.40 1.43 1.46 1.49 1.52 1.55 1.58	
				0 0 XXO 0 XO XO XO XXX	
2 # 319 Ho, Yi Teng	14	HCI		1.46m	
				1.40 1.46 1.49	
				0 0 XXX	



SA All Comers Meet 1 - 30/1/2026 to 1/2/2026**Home of Athletics****Results****....Event 205 Men High Jump Novice**

3 #	160	Chen, Yuanwei	14	CH		1.46m
		1.30 1.35 1.40 1.43 1.46 1.49				
		O XO O O XXO XXX				
4 #	178	Tay, Jie Kai, Isa	14	CH		1.43m
		1.20 1.25 1.30 1.35 1.40 1.43 1.46				
		O O O O XO O XXX				
5 #	734	Lee, Yin Chao	43	SMTF		1.40m
		1.30 1.35 1.40 1.43				
		O O O XXX				
5 #	311	Boon, Marius	14	HCI		1.40m
		1.30 1.35 1.40 1.52				
		O O O XXX				
7 #	162	Cheng, Zixuan	14	CH		1.40m
		1.20 1.25 1.30 1.35 1.40 1.43				
		O O XO XO O XXX				
8 #	169	Lee, Yoon J Ethan	15	CH		1.40m
		1.30 1.35 1.40 1.43				
		O XO XO XXX				
9 #	188	Yin, Tin Onn Chri	15	CH		1.35m
		1.30 1.35 1.40				
		O XXO XXX				

Event 206 Women High Jump Novice

Name	Age	Team	Seed	Finals	Points
1 # 495 Lee Sher Leng, Se	14	NYG		1.40m	
		1.30 1.35 1.40 1.43			
		O XO XXO XXX			
2 # 243 Wong, Shu QI Meli	15	SNG		1.35m	
		1.30 1.35 1.40			
		O O XXX			
3 # 190 Ang, YU Xia	16	SNG		1.35m	
		1.30 1.35 1.40			
		XO O XXX			
4 # 609 East, Isabelle	15	OA	1.40m	1.35m	
		1.25 1.30 1.35 1.40			
		O O XXO XXX			
5 # 862 ., Misha Pandey	14	TSS		1.35m	
		1.30 1.35 1.40			
		XO XXO XXX			
6 # 488 Khor Han YA, Gera	15	NYG		1.35m	
		1.25 1.30 1.35 1.40			
		XXO XO XXO XXX			



SA All Comers Meet 1 - 30/1/2026 to 1/2/2026**Home of Athletics****Results****....Event 206 Women High Jump Novice**

7 #	193 Chen, Xiyun Auror	14 SNG		1.30m
	1.20 1.25 1.30 1.35			
	0 0 0 XXX			
8 #	246 Zhang, Xinyu	14 SNG		1.25m
	1.20 1.25 1.30			
	0 0 XXX			
8 #	892 Tan Yung En, Char	16 TSS		1.25m
	1.20 1.25 1.30			
	0 0 XXX			
10 #	523 Zhang, MU	14 NYG		1.25m
	1.20 1.25 1.30			
	0 XXO XXX			
11 #	885 Phua, Yixin	13 TSS	1.20m	1.25m
	1.20 1.25 1.30			
	XO XXO XXX			
12 #	890 Tan, Jie Xuan Zec	15 TSS		1.20m
	1.20 1.25			
	XXO XXX			
-- #	245 Woo, Faith Isabel	14 SNG		NH
	1.20			
	XXX			
-- #	876 Lee, En Yi	16 TSS		DNS
-- #	6 Tan, Kylie	15 AAC		DNS
-- #	494 Lee, Charlene	16 NYG		DNS
-- #	715 Leong, Clara	18 RIJC		DNS
-- #	942 Heng, Jazel	17 VJC		DNS

Event 207 Women 1500 Meter Race Walk U18

Name	Age	Team	Seed	Finals	Points
1 #	277	Leong, Jia Jia	15 DHS	10:49.82	
2 #	1128	Comia, Tsang Mhan	16 KC	11:11.91	
3 #	542	Navarro, Megan Xa	15 NJC	11:15.47	
4 #	547	Sim, Xuan Rui Chl	15 NJC	11:37.85	10:45.00
-- #	902	Arunkumar, Mahath	16 TF	DNS	

Event 208 Women 1500 Meter Race Walk U15

Name	Age	Team	Seed	Finals	Points
1 #	26	Binte Fazil Khan,	14 ADSS	12:25.91	
-- #	786	Lee, Kate	14 TK	DNS	



SA All Comers Meet 1 - 30/1/2026 to 1/2/2026**Home of Athletics****Results****Event 209 Men 1500 Meter Race Walk U15**

Name	Age	Team	Seed	Finals	Points
1 # 347 Lim, Shane	14	HCI		8:52.35	
2 # 339 Liew, Rui Liang	14	HCI		8:53.01	
3 # 77 Koh, Julius	14	ACSI		9:12.13	
4 # 799 Chuah, Don Yang	14	TK		9:24.08	
5 # 351 Loh, Yi Nab	14	HCI		10:03.41	
6 # 796 Chan, Rinus	14	TK		10:24.96	
-- # 795 Chan, Gareth	14	TK		DQ	TR54.4.1 <

Event 210 Women 100 Meter Dash U15

Name	Age	Team	Seed	Finals	Wind	H#	Points
1 # 830 Kaul, Riana	14	TCT	12.92	12.75	2.7	1	
2 # 521 Yong, Seraphina I	14	NYG	13.68	13.19	2.7	1	
3 # 520 Wong YI Xim, Andr	14	NYG	13.70	13.30	2.7	1	
4 # 287 Garcia, Gillian R	14	EC	14.00	13.64	2.7	1	
5 # 832 Leong, Megan	14	TCT		13.83	1.7	3	
6 # 480 Alexandra Wijaya,	14	NYG		14.13	1.7	3	
7 # 727 Maier, Stephanie	14	REAC		14.14	1.4	4	
8 # 516 Teo EN YA, Enya	14	NYG		14.57	1.7	3	
9 # 222 Ong, Xin Ning Ell	14	SNG		14.57	1.4	4	
9 # 294 Soh, Edita	14	EC	14.50	14.57	2.7	1	
11 # 198 Chua, YU Xian Emm	14	SNG		14.83	0.5	2	
12 # 550 Thian, Gui Xin El	14	NJC		14.86	1.7	3	
13 # 1118 Chua, Natalie	14	KC		15.04	0.5	2	
14 # 463 Lim, Khloe	14	NCHS	15.47	15.09	2.7	1	
15 # 867 Freya Teo, Eleano	14	TSS		15.12	1.4	4	
16 # 1102 Verheuvell, Kaelei	14	CCS		15.13	1.4	4	
17 # 290 Lee, Ophelie	13	EC		15.25	1.4	4	
18 # 297 Tiong, Charissa	13	EC		15.30	1.7	3	
19 # 552 Toyoda, Shiho	14	NJC		15.37	1.4	4	
20 # 783 Chia, Yovelle	14	TK		15.41	0.5	2	
21 # 206 Jacob, Zoe Nathal	14	SNG		15.44	0.5	2	
22 # 211 Lee, Song Hua	14	SNG		15.48	1.7	3	
23 # 464 Low, Ariel	14	NCHS	16.30	15.51	2.7	1	
24 # 466 Wang, YiZhu	14	NCHS		15.52	1.4	4	
25 # 549 Tan, Xuan Rui	14	NJC		15.75	0.5	2	
26 # 789 Yong, Andrea	14	TK		15.98	0.5	2	
27 # 784 Ee, Zoe	14	TK		16.21	1.7	3	
28 # 292 Lim, Karyna	13	EC		16.23	2.7	1	
29 # 528 Ang, Avril Rui Yi	14	NJC		16.32	0.5	2	
30 # 29 Tan, Jing EN	14	ADSS		17.07	0.5	2	
-- # 864 Binte Arman, Aliy	14	TSS		DNS	1.7	3	



SA All Comers Meet 1 - 30/1/2026 to 1/2/2026

Home of Athletics

Results

Event 211 Men 100 Meter Dash U15

Name	Age	Team	Seed	Finals	Wind	H#	Points
1 # 85 Loo, Tse Tchen	14	ACSI	12.29	12.12	1.5	1	
2 # 88 Nathanael, Lim Xu	13	ACSI	12.65	12.16	1.5	1	
3 # 23 Tey, Tobias	14	AAC		12.22	1.8	7	
4 # 1098 Hakim, Alfie	14	CCS		12.50	0.2	6	
5 # 63 Chen, Yan Kai	13	ACSI	14.00	12.55	-0.7	2	
6 # 1007 Ryan, Ethan	14	VS		12.58	1.8	7	
6 # 24 Tham, Qun Fun Rap	14	AAC		12.58	0.4	3	
8 # 355 Niu, Yun MO Bryso	14	HCI		12.62	0.4	3	
9 # 688 Ng, Alexander	14	RI	13.14	12.73	1.5	1	
10 # 384 Yet, Xuan HE Manf	14	HCI		12.73	1.8	7	
11 # 119 Woon, Latt Hong	14	ACSI	12.82	12.75	1.5	1	
12 # 1002 Neo, Aaron	14	VS		12.90	0.9	4	
13 # 1097 Hamzah, Muhammad	14	CCS		12.96	-0.7	2	
14 # 672 Leow, Reyes	13	RI	13.00	12.97	1.5	1	
15 # 728 Lucas, Lee	14	REAC		12.98	0.9	4	
16 # 366 Tan, Kian YE	13	HCI		12.98	0.4	3	
17 # 152 Cheng Kai, Chow	13	BVS		13.14	0.2	6	
18 # 819 Sarkkunan, Sandil	14	TK		13.16	-0.1	5	
19 # 321 How, Ren Michael	14	HCI		13.16	0.9	4	
20 # 353 Ng, Zhuo Yee Benn	14	HCI		13.21	0.2	6	
21 # 770 Mohd Amin, Rayn P	14	SPS		13.23	0.9	4	
22 # 634 Ong, Dylan	14	OA		13.25	0.2	6	
23 # 638 Tan, Aaron	14	OA	13.50	13.26	-0.7	2	
24 # 165 Goh, YI Long Ryan	14	CH		13.27	1.0	8	
25 # 39 Song Hao Zhe, Jay	14	ADSS		13.33	-0.1	5	
26 # 13 Kawa, Seishiro	14	AAC		13.36	-0.1	5	
27 # 1014 Tan, Lucius	14	VS		13.38	0.4	3	
28 # 363 Sun, Yuening	14	HCI		13.40	-0.7	2	
29 # 1096 Rayn, Muhammad	14	CCS		13.47	1.8	7	
30 # 816 Ong, Karlsson	14	TK		13.49	0.4	3	
31 # 326 Kam, Ynzem	13	HCI		13.52	1.0	8	
32 # 562 Ker, Zhi Rui	14	NJC		13.53	0.9	4	
33 # 1021 Toh, Justin	14	VS		13.57	0.2	6	
34 # 992 Lau, Zhan Rui	14	VS		13.60	0.2	6	
35 # 136 Cheah, Wei Kai, L	14	BV		13.60	0.2	6	
36 # 468 Ho, Kingsley	14	NCHS	13.21	13.60	1.5	1	
37 # 1015 Tan, Oliver	13	VS		13.66	0.9	4	
38 # 658 Faizal, Saif Aqas	13	RI	13.69	13.71	-0.7	2	
39 # 142 Lim, Maeden Balta	14	BV		13.71	1.0	8	
40 # 756 Gardi, Luq	14	SPS		13.73	1.8	7	
41 # 148 Sng, Yijie, Eldon	14	BV		13.73	1.8	7	
42 # 1022 Wong, Anton	13	VS		13.77	1.0	8	
43 # 73 Jayakumar, Karthi	14	ACSI	13.10	13.83	1.5	1	



SA All Comers Meet 1 - 30/1/2026 to 1/2/2026**Home of Athletics****Results****....Event 211 Men 100 Meter Dash U15**

44 #	1006 Ong, Brayden	14 VS	13.83	1.8	7	
45 #	474 Phang, Wei Xi	14 NCHS	13.84	0.4	3	
46 #	825 Yam, Jiecheng	14 TK	13.93	-0.7	2	
47 #	805 Kim, Seong min	14 TK	13.99	0.9	4	
48 #	899 Cheong, Yi Jie Je	13 TSS	14.12	-0.1	5	
49 #	560 Chia, Travis Teck	14 NJC	14.15	1.8	7	
50 #	1000 Muhammad, Ijlal	14 VS	14.31	1.0	8	
51 #	985 Giam, Joe	14 VS	14.38	-0.1	5	
52 #	749 Choy, Matthew	14 SPS	14.40	0.4	3	
53 #	771 Nazrullah, Helmy	14 SPS	14.41	1.0	8	
54 #	1095 Lau, Sherwin	14 CCS	14.48	0.4	3	
55 #	1018 Tay, Lucas	14 VS	14.58	-0.1	5	
56 #	43 Zeng, Junhong	14 ADSS	14.59	1.0	8	
57 #	143 Mohammad Faizal,	14 BV	15.37	0.2	6	
58 #	137 Chee, Guan Yik	14 BV	17.76	1.0	8	
-- #	1129 Shrivastava, Adit	14 VS	DNS	-0.7	2	
-- #	131 Narodovich, Nikol	13 BAA	13.95	DNS	-0.7	2
-- #	648 Young, Aiden Xavi	14 OA	DNS	-0.1	5	
-- #	730 Tan, Jude	14 REAC	DNS	-0.1	5	
-- #	912 Li, Isaac	13 TF	DNS	0.9	4	

Event 212 Men Long Jump U15

Name	Age Team	Seed	Finals	Wind	Points
1 #	989 HO, Immanuel	14 VS	5.55m	0.7	
	5.51m(0.2) 5.55m(0.7) 5.52m(+0.0)				
2 #	152 Cheng Kai, Chow	13 BVS	5.45m	1.0	
	5.19m(+0.0) 5.45m(1.0) 5.32m(0.9)				
3 #	651 Chan, Isaac	14 RI	5.47m	5.36m	1.1
	5.36m(1.1) 5.28m(+0.0)				
4 #	311 Boon, Marius	14 HCI	5.04m	5.04m	0.9
	5.04m(0.9) 4.63m(+0.0) 4.69m(+0.0)				
5 #	316 Eng, Isaac	14 HCI	5.03m	5.03m	+0.0
	X 4.95m(0.1) 5.03m(+0.0)				
6 #	630 Loo, Tse Tchen	14 OA	5.00m	4.99m	+0.0
	X X 4.99m(+0.0)				
7 #	655 Chong, Zeron	13 RI	4.87m	4.82m	+0.0
	4.62m(0.8) 4.82m(+0.0) 4.17m(0.3)				
8 #	360 Sim, Ryan	14 HCI	4.78m	4.78m	+0.0
	X 4.78m(+0.0) X				
9 #	386 Zacchaeus, Yeo	13 HCI	4.75m	4.75m	+0.0
	4.70m(-0.9) 4.75m(+0.0) X				
10 #	653 Chong, Ming Zhe	14 RI	4.79m	4.75m	0.4
	X 4.75m(0.4) 3.43m(1.6)				



SA All Comers Meet 1 - 30/1/2026 to 1/2/2026**Home of Athletics****Results****....Event 212 Men Long Jump U15**

11 #	794 Byun, Jungin	14 TK		4.73m	0.6
	X		4.73m(0.6) 4.72m(+0.0)		
12 #	703 Tiang, Ernest	14 RI	5.05m	4.73m	2.9
			4.73m(2.9) 4.60m(+0.0) X		
13 #	696 Sreedaran, Ajay	13 RI	4.71m	4.63m	2.5
			4.50m(1.8) 4.63m(2.5) 4.22m(1.1)		
14 #	668 Lau, Gregory	14 RI	4.20m	4.60m	1.8
	X		4.60m(1.8) 4.50m(0.5)		
15 #	100 Seah, Andre	14 ACISI	4.20m	4.51m	2.6
	X		4.27m(1.1) 4.51m(2.6)		
16 #	699 Tang, Wei Heng	14 RI	4.00m	4.49m	+0.0
			4.40m(0.9) 4.09m(1.6) 4.49m(+0.0)		
17 #	310 Banwait, Ari Sing	13 HCI		4.43m	-2.2
			4.43m(-2.2) 4.41m(+0.0) 4.06m(-1.0)		
18 #	338 Leow, Joshua	14 HCI		4.38m	0.2
	X		X 4.38m(0.2)		
19 #	981 Cheng, Zachary	14 VS		4.22m	0.1
			4.22m(0.1) X 4.07m(0.2)		
20 #	774 Olsen, Levi	14 SPS		3.60m	+0.0
	X		X 3.60m(+0.0)		
21 #	766 Lim, Jakeb	14 SPS		3.41m	+0.0
	X		3.41m(+0.0) X		
-- #	131 Narodovich, Nikol	13 BAA	3.65m	DNS	NWI

Event 213 Men Shot Put (5kg) U18

Name	Age	Team	Seed	Finals	Points
1 #	370 Tang, Lucas	14 HCI		12.98m	
				12.20m 11.14m 12.44m 12.98m	
2 #	375 Wang, Lichun	14 HCI		12.84m	
				X X 12.84m 10.92m	
3 #	374 Toh, Zheng Hao	14 HCI		12.38m	
				11.59m 12.38m 10.74m 11.34m	
4 #	623 Goh, Zuo YU Jerre	15 OA		11.48m	
				11.48m 10.26m 9.57m 11.37m	
5 #	318 Fu, Bowen	14 HCI		10.34m	
				X 9.84m 10.34m X	
6 #	674 Li, Yuanhang	15 RI	9.80m	10.28m	
				10.02m 9.59m X 10.28m	
7 #	330 Kng, Ho Nicholas	14 HCI		10.06m	
				9.79m 10.06m 9.81m 9.79m	
8 #	701 Teo, Lucas	15 RI	10.00m	9.50m	
				8.46m 8.22m 9.50m X	



SA All Comers Meet 1 - 30/1/2026 to 1/2/2026**Home of Athletics****Results****....Event 213 Men Shot Put (5kg) U18**

9 #	753 Dela Cruz, Kolby	15 SPS					9.39m
	8.59m	9.38m	9.36m	9.39m			
10 #	682 Manoj, Dharsh	15 RI				9.00m	8.96m
	8.49m	8.18m	8.44m	8.96m			
11 #	184 Wee, YU Jia Chri	15 CH				8.63m	8.94m
	7.42m	8.94m	8.65m	X			
12 #	772 Ng, Josiah	15 SPS					8.80m
	8.48m	8.80m	8.69m	7.46m			
13 #	763 Koh, Andez	16 SPS					8.78m
	8.46m	X	8.78m	8.53m			
14 #	172 NG, Jun Rui, Gare	15 CH				9.22m	8.78m
	8.29m	8.78m	8.31m	8.50m			
15 #	1074 Lau, Kee Yang Nic	15 ACS					7.74m
	7.70m	7.43m	7.74m	6.79m			
16 #	685 Mohamed Muzammil,	15 RI				8.00m	6.67m
	6.38m	6.67m	6.54m	6.45m			
17 #	1093 Lee, Fu Xiang	15 CCS					6.60m
	6.60m	X	6.45m	6.40m			
-- #	662 Greuter Christoph	16 RI				13.94m	DNS

Event 214 Women Javelin Throw (500g) U15

Name	Age	Team	Seed	Finals	Points
1 # 247 Zhang, Yanqi Ivy	14	SNG		29.17m	
				29.17m	25.55m 28.69m 28.90m 27.46m 26.62m
2 # 1035 Liong, Yixi Wong	14	WAC	11.11m	24.49m	
				23.84m 23.76m 24.49m 21.57m 23.52m 22.33m	
3 # 248 Zhu, Taile	14	SNG		23.81m	
				18.71m 21.95m 22.78m 22.26m 23.81m 18.82m	
4 # 486 Fei Jing Tong, Ch	14	NYG		16.87m	
				14.82m X X 15.89m 14.42m 16.87m	

Event 215 Women Javelin Throw (500g) U18

Name	Age	Team	Seed	Finals	Points
1 # 238 Tham, Sze Kei, Ja	16	SNG		32.24m	
				32.24m X 23.30m 24.33m 29.63m 30.00m	
2 # 234 Tan, Taea	16	SNG		26.62m	
				26.62m X 23.84m 24.13m 24.00m 24.06m	
3 # 481 Bera, Upasana	16	NYG		24.96m	
				22.90m 24.80m 24.96m 24.24m 22.44m 23.83m	
4 # 496 LI Jiaqi, Adela	16	NYG		24.57m	
				X 24.57m 23.97m 22.82m 23.96m 23.28m	



SA All Comers Meet 1 - 30/1/2026 to 1/2/2026

Home of Athletics


Results

....Event 215 Women Javelin Throw (500g) U18

5 #	490 Koh, Tze MO	16 NYG	20.36m
	X X 18.74m X 20.36m 19.05m		
-- #	487 Goh, Pei Xuan	16 NYG	DNS
-- #	492 Lai YI Yin, Keona	15 NYG	DNS

Event 216 Women 100 Meter Dash U18

Name	Age	Team	Seed	Finals	Wind	H#	Points
1 # 833 Ng, Caitlin Shan	16	TCT		12.65	3.4	3	
2 # 398 Huang, Tianai	17	HCIC		13.11	3.4	3	
3 # 839 Tan, Alexa	17	TCT	12.98	13.18	1.5	1	
4 # 502 Lui, ZI Xun	15	NYG		13.28	3.4	3	
5 # 711 Chong, Lynn Xi	17	RIJC		13.39	1.1	2	
6 # 835 Ong, Leia	15	TCT	13.40	13.49	1.5	1	
7 # 841 Yiu, Kelsey	1	TCT		13.58	1.1	2	
8 # 1112 Wang, Sara	16	VRV		13.63	-0.9	6	
9 # 1126 Ong, Ying Xuan	16	KC		13.70	1.5	1	
10 # 447 Kagoro, Anmiela	17	MAXF	13.50	13.72	1.5	1	
11 # 874 Kuah, Kirsten	16	TSS		13.73	-0.9	6	
12 # 834 Ng, Jing Wen Arie	16	TCT		13.84	1.2	4	
13 # 831 Lee, Ching	15	TCT		13.91	-0.9	6	
14 # 192 Chang, Amber	15	SNG		13.97	1.2	4	
15 # 871 Huang, Siying She	16	TSS	14.09	13.97	1.5	1	
16 # 233 Tan, Shing Yue Na	15	SNG		14.05	-0.9	6	
17 # 505 OH, Rui EN	15	NYG		14.05	-0.9	6	
18 # 208 Kong, Keira	15	SNG		14.10	1.2	4	
19 # 514 Tan Yan, Victoria	15	NYG		14.11	1.5	1	
20 # 503 NG, Carrie	16	NYG		14.22	2.3	5	
21 # 8 Woo, Rui En Hanna	15	AAC		14.24	1.2	4	
22 # 905 Ng, Kathleen	15	TF		14.26	1.2	4	
23 # 1125 Ho, Kayle	16	KC		14.29	-0.9	6	
24 # 892 Tan Yung En, Char	16	TSS		14.36	-0.9	6	
25 # 863 Ang Yan Min, Veld	15	TSS		14.39	1.1	2	
26 # 1123 Lee, Maegan	15	KC		14.56	2.3	5	
27 # 879 Lim Yu Tang, Summ	15	TSS		14.60	2.3	5	
28 # 229 Tan, Eng Thiam Me	16	SNG		14.71	1.1	2	
29 # 782 Chia, Amanda	16	TK		14.72	1.1	2	
30 # 1120 Tan, Jayme	15	KC		14.92	1.1	2	
31 # 289 Lee, Natasha	16	EC		14.94	1.2	4	
32 # 865 Chan, Xuan Li Viv	15	TSS		14.97	1.2	4	
33 # 537 Leung, Alyssa Fai	15	NJC		15.00	2.3	5	
34 # 870 Gunawan, Elina La	15	TSS		15.07	3.4	3	
35 # 213 Leong, Xinzhen Tr	15	SNG		15.10	2.3	5	
36 # 896 Yanamandra, Anany	16	TSS		15.22	2.3	5	



SA All Comers Meet 1 - 30/1/2026 to 1/2/2026

Home of Athletics

Results

....Event 216 Women 100 Meter Dash U18

37 #	228	Soon, YU QI Janel	15	SNG	15.34	2.3	5
38 #	1121	Suhaimi, Putri	15	KC	15.50	3.4	3
39 #	498	Lim Jing YI, Hann	16	NYG	15.70	1.1	2
40 #	1122	Seow, Xin Rui	15	KC	15.93	1.2	4
41 #	548	Siti, Nasirah Bin	15	NJC	16.03	3.4	3
42 #	553	Wan, Mika	15	NJC	16.07	1.1	2
43 #	133	Tan, Eavia EN QI	15	BV	16.57	2.3	5
-- #	28	NG, Ashley	15	ADSS	DNS	1.5	1
-- #	240	Toh, Celeste	16	SNG	DNS	-0.9	6
-- #	134	Tan, Yao EN	16	BV	DNS	3.4	3
-- #	227	See, Tanya	16	SNG	DNS	3.4	3

Event 217 Men 100 Meter Dash U18

Name	Age	Team	Seed	Finals	Wind	H#	Points
1 #	726	Wang, Qiyue		11.04	1.0	6	
2 #	101	Sim, Tyler	11.50	11.12	1.8	1	
3 #	684	Mennella, Leonard	11.35	11.20	1.8	1	
4 #	407	Fu, Zixuan		11.42	0.7	9	
5 #	842	Chua, John		11.53	0.7	9	
6 #	557	Broadstock, Thoma		11.55	2.4	2	
7 #	187	Xie, Zixuan		11.63	1.0	6	
8 #	74	Joy Chalissey, M	11.95	11.65	1.8	1	
9 #	75	Kang, Liew	11.90	11.67	1.8	1	
10 #	848	Lim, John		11.70	0.7	8	
11 #	258	Shai, Benjamin		11.71	1.4	7	
12 #	17	Ndubuisi, Jairus		11.74	0.7	9	
13 #	581	Wong, Jyn Yi Ashe	12.27	11.76	2.4	2	
14 #	791	Bilaal, Syed		11.77	1.4	7	
15 #	644	Wong, Bennett	12.00	11.78	2.4	2	
16 #	121	Yeo, Aidan	12.00	11.80	1.8	1	
17 #	1008	Saini, Isyraq		11.82	2.1	10	
18 #	780	Vikram, Aarush		11.89	2.7	5	
19 #	631	Marican, Raees	12.40	11.91	2.4	2	
20 #	996	Lock, Sheng Herng		11.92	1.8	4	
21 #	822	Sujith, Chandran		11.97	1.4	7	
22 #	471	Koh, Zhe Ming	11.92	12.01	1.8	1	
23 #	337	Leo, Kay Hon Rayn		12.03	1.0	6	
24 #	156	You Hian, Yeo	12.37	12.03	2.4	2	
25 #	322	Huang, Kaiye		12.04	2.4	12	
26 #	618	Chong, Aaron	12.12	12.07	2.4	2	
27 #	149	Tan, Wei Xiang		12.09	0.7	8	
28 #	913	Park, Justin		12.10	1.8	4	
29 #	767	Low, Darius		12.11	1.8	4	



SA All Comers Meet 1 - 30/1/2026 to 1/2/2026

Home of Athletics

Results

...Event 217 Men 100 Meter Dash U18

30 #	983 Edzuan, Raiyan Mi	16 VS		12.11	0.7	8
31 #	108 Tan, Marvin	15 ACSI	12.80	12.12	0.9	3
32 #	1004 NG, Dylan	17 VS		12.12	2.7	5
33 #	856 Zheng cheng, Seba	15 TCT	11.60	12.13	1.8	1
34 #	82 Loh, Cruz	16 ACSI	12.10	12.14	2.4	2
35 #	859 Senthil, Sharvesh	17 SAGA		12.14	2.1	10
36 #	643 U, ZU Yue Joachim	16 OA	12.42	12.20	0.9	3
37 #	748 Cheung, Tristan	16 SPS		12.21	1.0	6
38 #	31 Chan Tsun Yui,, I	15 ADSS		12.28	2.7	5
39 #	420 Yap, Jayden	17 HCIC		12.29	0.7	8
40 #	409 Khodyat, Declan	17 HCIC		12.30	2.7	5
41 #	641 Tay, Jie Ren Jayd	16 OA		12.38	2.7	5
42 #	764 Laban Liu, Mario	15 SPS		12.39	2.7	5
43 #	1105 Dannish, Muhammad	17 CCS		12.39	2.4	12
44 #	915 Sam, Yin Hoi	16 TF	12.22	12.42	2.4	2
45 #	34 Lee Shin Yih, Ead	15 ADSS		12.50	1.0	6
46 #	999 Menon, Kiren	16 VS		12.51	2.0	11
47 #	572 Or, Keane Yuze	16 NJC	12.61	12.51	0.9	3
48 #	1106 Ghandhi, Krishvan	16 CCS		12.54	0.3	13
49 #	116 Wong, Keith	15 ACSI	14.00	12.56	0.9	3
50 #	380 Xie, Kuang	16 HCI		12.56	2.1	10
51 #	1012 Tan, Jun Sheng	15 VS		12.60	1.8	4
52 #	328 Kek, Tian QI Etha	16 HCI		12.61	0.3	13
53 #	798 Chua, Yoong Jae	15 TK		12.64	1.0	6
54 #	827 Yee, Sebastian	15 TK		12.64	2.0	11
55 #	1110 Leo, Wen Kang And	15 CCS		12.65	0.3	13
56 #	139 Chua, Kar Liang,	16 BV		12.65	1.8	4
57 #	637 Si-Hoe, Jarett	16 OA	12.50	12.69	0.9	3
58 #	329 Khoo, Weng Yao Vi	15 HCI		12.72	0.7	9
59 #	984 Fahrurrazi, Haris	15 VS		12.75	2.4	12
60 #	113 Tong, Isaac	15 ACSI	12.58	12.76	0.9	3
61 #	755 Fawaz, Syed	14 SPS		12.81	0.7	9
62 #	777 Tan-Tyebally, Ash	16 SPS		12.82	2.0	11
63 #	821 Su, Theodore	16 TK		12.83	2.4	12
64 #	979 Chan, Jacob	15 VS		12.85	2.0	11
65 #	1104 John, David	15 CCS		12.86	0.3	13
66 #	387 Zhang, Huai Zhi J	15 HCI		12.87	2.1	10
67 #	1100 Hazman, Hazwan	15 CCS		12.89	2.0	11
68 #	333 Kok, YU Zhe	15 HCI		12.91	2.7	5
69 #	760 Inampudi, Aarnav	16 SPS		12.93	1.0	6
70 #	620 Chua, Wei Zhe	15 OA		12.93	2.1	10
71 #	9 Ang, Jing Bwoh Ja	15 AAC		13.00	0.7	8
72 #	778 Teo, Taylor	16 SPS		13.06	2.1	10
73 #	371 Teng, ZI YE	15 HCI		13.12	0.7	8
74 #	469 Kew, Keith	16 NCHS	12.95	13.20	0.9	3



SA All Comers Meet 1 - 30/1/2026 to 1/2/2026

Home of Athletics

Results

...Event 217 Men 100 Meter Dash U18

75 #	991 Koh, Brannon	15 VS		13.21	2.4	12
76 #	41 Tan YU Tian, Darr	15 ADSS		13.21	1.8	4
77 #	20 Ngan, Wei Kiat Je	15 AAC		13.24	1.4	7
78 #	377 Wang, Zijun	16 HCI		13.35	0.7	9
79 #	141 Kim, Gyuwon	15 BV		13.38	0.7	8
80 #	146 Ong Jun Rui, Jun	16 BV		13.47	2.7	5
81 #	792 Bin Muhammad Azla	15 TK		13.48	1.8	4
82 #	140 Jow Yong Siang, J	16 BV		13.48	2.0	11
83 #	773 Noor Haidi, Muham	16 SPS		13.64	0.3	13
84 #	621 Gerard, Indarto	17 OA		13.67	1.8	4
85 #	1019 Teo, Lucas	15 VS		13.69	2.1	10
86 #	138 Chng, Kai Sem	16 BV		13.81	2.1	10
87 #	809 Lim, Troy	15 TK		13.91	0.7	9
88 #	1099 Nasir, haikal	15 CCS		14.01	2.4	12
89 #	467 Chu, Yat Nok	15 NCHS	13.50	14.02	0.9	3
90 #	1101 Tan, Ervin	16 CCS		15.06	1.4	7
-- #	372 Teo, Yih Yang	16 HCI		DNS	2.0	11
-- #	354 Nguyen, Manh Duc	15 HCI		DNS	1.4	7
-- #	765 Lechuga, Aidan	16 SPS		DNS	1.4	7
-- #	314 Chew, Jin ZE	16 HCI		DNS	2.0	11
-- #	812 Luan, Aidan	16 TK		DNS	0.7	8
-- #	81 Lim, Yu kai	16 ACSI		DNS	1.0	6
-- #	817 Ridjal, Imran	16 TK		DNS	1.4	7
-- #	814 Matin, Ayden	15 TK		DNS	0.3	13
-- #	934 Zuraidi, Jufri Bi	16 TRSA		DNS	0.7	9
-- #	700 Teo, Ashton	15 RI	11.24	DNS	1.8	1

Event 218 Women 100 Meter Dash U20

Name	Age	Team	Seed	Finals	Wind	H#	Points
1 #	610 Siu, Emily	19 OA		12.40	3.0	2	
2 #	840 Teo, Alexis	18 TCT	12.98	13.00	1.0	1	
3 #	940 Goh, Hannah	18 VJC		13.24	3.0	2	
4 #	395 Fu, Yu	18 HCIC		13.30	3.0	2	
5 #	587 Tseo Nai Woo, Ari	19 NUS	13.77	13.57	1.0	1	
6 #	945 Lau, Ashley	18 VJC		13.66	3.0	2	
7 #	952 Toh, Chloe	17 VJC		13.76	3.0	2	
8 #	947 Liang, Filis	18 VJC		14.43	1.0	1	
9 #	935 Azman Tan, Ayra	18 VJC		14.46	1.0	1	
10 #	535 Heng, Yu Xuan Sar	18 NJC	14.14	14.85	1.0	1	
11 #	949 Mak, Ashlyn	18 VJC		15.25	3.0	2	
12 #	611 Tan, Isabella	18 OA		15.31	3.0	2	
13 #	937 Chia, Jenyi	18 VJC		15.32	1.0	1	
14 #	48 Louise, Kimberly	18 ACSI	14.00	15.65	1.0	1	



SA All Comers Meet 1 - 30/1/2026 to 1/2/2026

Home of Athletics

Results

....Event 218 Women 100 Meter Dash U20

15 #	533 Goh, Zining Ameli	17 NJC	15.89	15.73	1.0	1
------	-----------------------	--------	-------	-------	-----	---

Event 219 Men 100 Meter Dash U20

Name	Age	Team	Seed	Finals	Wind	H#	Points
1 # 969 Singam, Lakshan	18	VJC		11.01	3.0	3	
2 # 635 Pereira, Aedan	19	OA	12.00	11.05	3.2	1	
3 # 974 Yeo, Shin Kee	17	VJC		11.48	3.0	3	
4 # 955 Chan, Jerome	18	VJC		11.49	2.5	4	
5 # 962 Lim, Tze QI	17	VJC		11.65	2.5	4	
6 # 953 Ahmad Majid, Kevi	17	VJC		11.73	3.0	3	
7 # 921 Lim, Marcus	18	TKSP		11.79	1.1	2	
8 # 107 Tan, John	18	ACSI		11.90	2.5	4	
9 # 853 Tan, Ryker	19	TCT		11.95	3.0	3	
10 # 123 Jiawei, Peng	18	AIC	12.29	12.19	3.2	1	
11 # 851 sun, ryan	18	TCT		12.31	2.5	4	
12 # 719 Lai, Jay Young	18	RIJC		12.32	3.0	3	
13 # 957 Haj Mohamad, Moha	18	VJC		12.40	1.1	2	
14 # 975 Yong, Brian	18	VJC		12.68	3.2	1	
15 # 965 Pant, Shaurya	18	VJC		12.75	1.1	2	
16 # 575 So, Yi Chern Coli	18	NJC		13.07	1.1	2	
17 # 578 Tan, Schuyler Pin	18	NJC		13.25	3.2	1	
18 # 418 Tan, Jia He	18	HCIC		13.34	1.1	2	
19 # 571 Ong, Kye Trinley	18	NJC		13.40	3.0	3	
-- # 614 Brunkard, Keenan	18	OA	11.80	DNS	3.2	1	
-- # 412 Lim, Jervis	18	HCIC		DNS	1.1	2	
-- # 419 Tee, Jing Long	18	HCIC		DNS	2.5	4	
-- # 964 NG, Rhys	18	VJC		DNS	2.5	4	
-- # 844 Curran, Jake Arya	18	TCT	11.83	DNS	3.2	1	
-- # 843 Curran, Daniel Ra	18	TCT	12.08	DNS	3.2	1	

Event 220 Women 100 Meter Dash Open

Name	Age	Team	Seed	Finals	Wind	Points
1 # 1036 Tan, Chloe	18	WAC	12.85	12.39	1.3	
2 # 584 Loo, Amanda	21	NUS	12.44	12.45	1.3	
3 # 929 Leong, Benedette	22	TRSA	12.80	12.54	1.3	
4 # 1034 Liau, Lyn	21	WAC		13.10	1.3	
5 # 448 Lee, Megan	20	MAXF	13.30	13.29	1.3	
-- # 288 HO, Hillary	26	EC		DNS	1.3	



SA All Comers Meet 1 - 30/1/2026 to 1/2/2026

Home of Athletics

Results

Event 221 Men 100 Meter Dash Open

Name	Age	Team	Seed	Finals	Wind	H#	Points
1 # 1060 raphael, ryan	23	WAC		10.84	2.6	3	
2 # 933 Tharun, Ashok	21	TRSA	10.85	10.85	1.6	1	
3 # 1043 Gan, Ian	24	WAC		10.90	-0.5	5	
4 # 1046 Koe, Ian	27	WAC		10.92	0.8	4	
5 # 461 Yip, Donavan	20	MAXF	10.90	10.99	1.6	1	
6 # 453 Leng, Elson	23	MAXF	11.47	11.08	1.6	1	
7 # 1055 Low, Russell	25	WAC	11.07	11.12	1.6	1	
8 # 457 Shah, Shyahin	1	MAXF	11.27	11.17	1.6	1	
9 # 1050 Lee, Zheng Yu	22	WAC	11.29	11.19	1.6	1	
10 # 456 Prudencio, Jiro	23	MAXF		11.29	-0.5	5	
11 # 855 Yoo, Sean	18	TCT		11.31	2.6	3	
12 # 1049 Lai, Jedd	21	WAC		11.36	2.6	3	
13 # 923 Tan, Reagan	20	TKSP		11.43	0.8	4	
14 # 1042 Chia, Darius	21	WAC		11.57	0.8	4	
15 # 633 Ng, Chin Hui	32	OA	11.60	11.66	1.8	2	
16 # 591 Perera, Deshaka	24	NUS	11.48	11.70	1.8	2	
17 # 253 Chew, Kyle	18	ZOOM		11.80	-0.5	5	
18 # 908 Brien, Chia	22	TF		11.87	-0.5	5	
19 # 254 Chua, Kayden	18	ZOOM		11.90	0.8	4	
20 # 127 Sasaki, Taku	33	AIC	11.85	11.91	1.8	2	
21 # 259 Teoh, Ryan	19	ZOOM		11.97	-0.5	5	
22 # 255 Jayden, Nihkil	19	ZOOM		11.98	0.8	4	
23 # 267 Bin Baharudin, Mo	21	CAA	12.50	12.01	2.6	3	
24 # 454 Liau, Curtis	42	MAXF	12.00	12.02	1.8	2	
25 # 274 Tang, Kian Yang	22	CAA	12.20	12.08	1.8	2	
26 # 918 tan, zach	21	TF		12.11	0.8	4	
27 # 450 Chew, Jerome	28	MAXF		12.13	0.8	4	
28 # 1040 Ang, Ding Hui	30	WAC		12.13	-0.5	5	
29 # 128 Tanaka, Yoshiki	44	AIC	12.80	12.23	2.6	3	
30 # 260 Yeo, Fuaad	18	ZOOM		12.37	2.6	3	
31 # 1044 GO, Guang Wei	25	WAC	12.33	12.39	1.8	2	
-- # 845 Hiang, Kendrick	20	TCT		DNS	-0.5	5	
-- # 257 Lu, Weiyi	39	ZOOM		DNS	2.6	3	
-- # 526 Camara, Abel	26	NTU	11.15	DNS	1.6	1	
-- # 452 Kumar, Tarun	27	MAXF		DNS	0.8	4	
-- # 268 Bin Faizal, Fiqry	21	CAA	12.38	DNS	1.8	2	
-- # 451 Kannan, Pavindhir	26	MAXF	11.17	DNS	1.6	1	
-- # 1062 Sing, Hui	29	WAC	11.50	DNS	1.8	2	



SA All Comers Meet 1 - 30/1/2026 to 1/2/2026**Home of Athletics****Results****Event 222 Men 60 Meter Hurdles (1.067m) Trial**

Name	Age	Team	Seed	Finals	Wind	Points
1 # 1039 Ang, Chen Xiang	32	WAC		8.00	0.7	

Event 223 Women Long Jump U15

Name	Age	Team	Seed	Finals	Wind	Points
1 # 904 Loh, Rachel	13	TF		4.92m	1.3	
				4.67m(+0.0) 4.65m(-1.3) 4.92m(1.3) 4.84m(1.9)		
2 # 828 Ding, Rebecca Le	14	TCT		4.74m	+0.0	
				4.72m(+0.0) 4.69m(0.4) 4.74m(+0.0) 4.57m(0.2)		
3 # 541 Lin, Yuxuan Kate	14	NJC	4.52m	4.63m	1.0	
				4.38m(0.7) 4.63m(1.0) X(2.3) 4.42m(0.1)		
4 # 209 Lau, Xing QI Thea	14	SNG		4.59m	+0.0	
				4.59m(+0.0) 4.50m(+0.0) 4.33m(+0.0) 4.55m(0.9)		
5 # 885 Phua, Yixin	13	TSS	4.16m	4.36m	0.1	
				X X 4.36m(0.1) X		
6 # 860 (Zhang YingXuan),	14	TSS		4.26m	+0.0	
				4.26m(+0.0) X 4.04m(0.1) 4.00m(1.2)		
7 # 3 Kawa, Yuzuki	13	AAC		4.20m	0.2	
				4.20m(0.2) 4.07m(+0.0) 4.15m(0.1) 3.86m(-0.5)		
8 # 1 Goi, Long Yee Edi	14	AAC		4.19m	0.5	
				4.19m(0.5) X 3.89m(+0.0) X		
9 # 225 Peer, Shiya Elsa	14	SNG		4.01m	2.8	
				4.01m(2.8) X 3.74m(+0.0) X		
10 # 493 Lam Huin Teng, Ka	14	NYG		4.00m	-0.6	
				3.56m(1.0) 4.00m(-0.6) 3.79m(0.3) 3.65m(2.0)		
11 # 864 Binte Arman, Aliy	14	TSS		3.90m	1.0	
				X 3.90m(1.0) 3.66m(2.0) X		
12 # 532 Chng, Mikaela Jia	14	NJC		3.87m	1.5	
				X X 3.39m(1.0) 3.87m(1.5)		
13 # 531 Chen, Xenthia Wan	14	NJC		3.55m	1.4	
				X 3.55m(1.4) X X		
14 # 524 Zhao Xuan, Elyse	14	NYG		2.46m	+0.0	
				X X X 2.46m(+0.0)		
-- # 245 Woo, Faith Isabel	14	SNG		DNS	NWI	
-- # 888 Soo, Tze Ting Gis	14	TSS		DNS	NWI	

Event 224 Men Javelin Throw (700g) U18

Name	Age	Team	Seed	Finals	Points
1 # 708 Ye, Matthew	16	RI	43.10m	44.45m	
				41.65m 41.51m 37.64m 44.45m	



SA All Comers Meet 1 - 30/1/2026 to 1/2/2026**Home of Athletics****Results****....Event 224 Men Javelin Throw (700g) U18**

2 #	1088 Lim, Tzen Hon	15	SJI		42.47m
	39.23m 40.12m 42.47m 38.15m				
3 #	180 Toh, Ding Jie Jay	15	CH	39.45m	41.42m
	36.90m 39.30m 41.42m X				
4 #	669 Lee, Guang Ming	15	RI	38.00m	39.88m
	28.55m 39.88m 39.41m 36.70m				
5 #	390 Zhao, Jiye	14	HCI		39.33m
	39.33m 38.30m 36.44m 37.16m				
6 #	1089 Chong Jun YU, Aar	15	SJI		39.31m
	37.42m 37.85m 36.55m 39.31m				
7 #	375 Wang, Lichun	14	HCI		35.80m
	30.95m 35.80m 34.83m 34.83m				
8 #	324 Ji, PengDa	14	HCI		34.24m
	34.24m 32.78m 30.72m X				
9 #	367 Tan, Rui Kang Reg	14	HCI		33.53m
	33.18m 33.53m 31.55m 31.50m				
10 #	1087 Foo, Ting Wei	15	SJI		33.08m
	X 33.08m 29.22m 29.72m				
11 #	161 Cheng, Wei En, Da	15	CH	22.72m	28.81m
	28.81m 26.49m 27.66m 28.27m				
12 #	385 Yin, Kyler	14	HCI		28.10m
	22.33m 28.10m 23.99m 27.33m				

Event 225 Men Javelin Throw (600g) U15

Name	Age	Team	Seed	Finals	Points
1 # 654 Chong, Shiyuan	14	RI	41.11m	44.56m	
2 # 1086 Tseng, Evan	13	SJI		34.64m	
3 # 189 Yong, Zhun Lok, A	14	CH	27.67m	29.31m	
4 # 350 Liu, Cheng Zach	14	HCI		28.38m	
5 # 704 Tiang, Javier	13	RI	26.50m	27.61m	
6 # 1084 LO Chai Chi, Phil	14	SJI		27.50m	
7 # 364 Tan, Cun Hing	14	HCI		27.13m	
8 # 695 Sim, Yu Ze	14	RI	26.59m	24.71m	
9 # 335 Lee, Hong Yi Jord	14	HCI		24.21m	



SA All Comers Meet 1 - 30/1/2026 to 1/2/2026

Home of Athletics

Results

....Event 225 Men Javelin Throw (600g) U15

10 #	1085 ., Isaac	13	SJI		22.56m
	22.00m 20.85m 22.56m 22.56m				
11 #	378 Wong, Jayden	14	HCI		21.18m
	21.02m 20.29m 21.18m 19.74m				
12 #	167 Kim, Shao YU Etha	14	CH	17.72m	19.19m
	18.69m 17.86m 17.29m 19.19m				

Event 226 Men 60 Meter Hurdles (1.067m) Trial 2

Name	Age	Team	Seed	Finals	Wind	Points
1 # 1039 Ang, Chen Xiang	32	WAC		7.94	NWI	

Event 227 Women 400 Meter Dash U15

Name	Age	Team	Seed	Finals	H#	Points
1 # 904 Loh, Rachel	13	TF		1:04.49	1	
2 # 287 Garcia, Gillian R	14	EC	1:09.00	1:09.11	1	
3 # 294 Soh, Edita	14	EC	1:10.00	1:09.90	1	
4 # 205 HU, Jingyue Abiga	14	SNG		1:12.01	2	
5 # 873 Krishnan, Gena	14	TSS		1:12.47	2	
6 # 861 ., Das Nirvana	14	TSS	1:10.60	1:13.69	1	
7 # 868 Goh, Alyssa	14	TSS	1:16.90	1:14.01	1	
8 # 204 HU, Jinghe Olivia	14	SNG		1:14.08	1	
9 # 893 Teo, Sirui	14	TSS		1:17.89	2	
10 # 293 Ong, Hailey	13	EC		1:25.67	2	
11 # 877 Lee Jia En, Emma	14	TSS		1:30.86	2	
-- # 887 Sim Yu Ting, Clai	14	TSS		DNS	2	
-- # 869 Goh, Zhi Xuan Lau	14	TSS		DNS	1	

Event 228 Men 400 Meter Dash U15

Name	Age	Team	Seed	Finals	H#	Points
1 # 384 Yet, Xuan HE Manf	14	HCI		58.37	2	
2 # 770 Mohd Amin, Rayn P	14	SPS		59.33	2	
3 # 14 Khoo, Youhao Isaa	14	AAC		1:00.35	2	
4 # 1002 Neo, Aaron	14	VS		1:01.20	4	
5 # 355 Niu, Yun MO Bryso	14	HCI		1:01.34	3	
6 # 326 Kam, Ynzem	13	HCI		1:02.06	4	
7 # 1014 Tan, Lucius	14	VS		1:02.21	2	
8 # 660 Gan, Gerald	14	RI	1:05.00	1:02.78	1	
9 # 638 Tan, Aaron	14	OA	1:00.00	1:03.31	1	
10 # 366 Tan, Kian YE	13	HCI		1:03.53	3	



SA All Comers Meet 1 - 30/1/2026 to 1/2/2026**Home of Athletics****Results****....Event 228 Men 400 Meter Dash U15**


11 #	1007	Ryan, Ethan	14	VS		1:03.96	4
12 #	756	Gardi, Luq	14	SPS		1:04.24	3
13 #	321	How, Ren Michael	14	HCI		1:04.52	4
14 #	675	Lim, Damien	14	RI	1:06.00	1:04.57	1
15 #	363	Sun, Yuening	14	HCI		1:04.99	3
16 #	634	Ong, Dylan	14	OA		1:05.60	2
17 #	1103	Gabriel, Ashinse	14	CCS		1:05.88	4
18 #	353	Ng, Zhuo Yee Benn	14	HCI		1:06.00	3
19 #	118	Wong, Oliver	13	ACSI		1:06.15	4
20 #	992	Lau, Zhan Rui	14	VS		1:06.62	3
21 #	1000	Muhammad, Ijlal	14	VS		1:07.10	2
22 #	1021	Toh, Justin	14	VS		1:07.19	3
23 #	910	Lee, Louis	14	TF	1:15.00	1:07.47	1
24 #	100	Seah, Andre	14	ACSI	1:07.00	1:07.60	1
25 #	32	Chong Jin Teng, W	14	ADSS		1:07.84	3
26 #	825	Yam, Jiecheng	14	TK		1:08.37	4
27 #	980	Chen, James	14	VS		1:08.64	2
28 #	1006	Ong, Brayden	14	VS		1:08.72	4
29 #	985	Giam, Joe	14	VS		1:13.57	2
30 #	129	Jodha, Vedan	14	BAA	1:28.00	1:26.20	1
31 #	130	Jodha, Vinayan	14	BAA	1:36.00	1:29.82	1
-- #	645	Woon, Latt Hong	14	OA	1:02.88	DNS	1

Event 229 Women High Jump Intermediate

Name	Age	Team	Seed	Finals	Points
1 # 249 Ching, Joli	19	ZOOM	1.55m	1.50m	
1.40 1.45 1.50 1.55					
O O O XXX					
2 # 404 Wu, Keyao	17	HCIC		1.45m	
1.40 1.45 1.50					
O XO XXX					
2 # 241 Wang, Minqi	15	SNG		1.45m	
1.40 1.45 1.50					
O XO XXX					
4 # 884 Ong Hui Xin, Arie	16	TSS		1.45m	
1.40 1.45 1.50					
O XXO XXX					

Event 230 Men High Jump Intermediate

Name	Age	Team	Seed	Finals	Points
------	-----	------	------	--------	--------



SA All Comers Meet 1 - 30/1/2026 to 1/2/2026**Home of Athletics****Results****....Event 230 Men High Jump Intermediate**

1 #	1048	Kumar, Viresh	19	WAC		1.90m
		1.75 1.81 1.84 1.87 1.90 1.93				
		0 0 0 0 0 XXX				
2 #	1065	Tan, Rei	18	WAC		1.90m
		1.81 1.84 1.87 1.90 1.93				
		0 0 XX 0 XXX				
3 #	1130	Lau, Jia Hern	18	WAC		1.90m
		1.75 1.81 1.84 1.87 1.90 1.93				
		0 0 0 XXO XO XXX				
4 #	1063	Tam, Joash	19	WAC	1.96m	1.81m
		1.70 1.75 1.81 1.84				
		0 XO 0 XXX				
5 #	1020	Toh, Jayden	15	VS		1.81m
		1.70 1.75 1.78 1.81 1.84				
		0 0 0 XXO XXX				
6 #	356	Oh, Dawson	15	HCI		1.78m
		1.65 1.70 1.75 1.78 1.81				
		0 XO XXO 0 XXX				
7 #	334	Lee, Ethan	16	HCI		1.78m
		1.65 1.70 1.75 1.78 1.81				
		0 0 0 XO XXX				
8 #	343	Lim, Clayden	16	HCI		1.78m
		1.60 1.65 1.70 1.75 1.78 1.81				
		0 0 0 XO XXO XXX				
9 #	690	Ong, Gabriel	14	RI		1.70m
		1.50 1.55 1.60 1.65 1.70 1.75				
		0 XO 0 XO XO XXX				
10 #	342	Lim, Cayden	16	HCI		1.70m
		1.60 1.65 1.70 1.75				
		0 0 XXO XXX				
11 #	1025	Yin, Tianyi	17	VS		1.65m
		1.55 1.60 1.65 1.70				
		0 0 0 XXX				
12 #	697	Tan, Kai Le	16	RI		1.65m
		1.55 1.60 1.65 1.70				
		0 0 XXO XXX				
13 #	694	Sheikh Ali, Isa B	16	RI		1.65m
		1.50 1.55 1.60 1.65 1.70				
		0 XXO XXO XXO XXX				
14 #	1024	Yapp, Leroy	17	VS		1.60m
		1.50 1.55 1.60 1.65				
		0 0 0 XXX				
15 #	1023	Wong, Daryl	16	VS		1.50m
		1.45 1.50 1.55				
		0 0 XXX				



SA All Comers Meet 1 - 30/1/2026 to 1/2/2026**Home of Athletics****Results****....Event 230 Men High Jump Intermediate**

-- #	670 Lee, Sean	15 RI		NH
	1.50			
	XXX			
-- #	315 Chua, Aiden	15 HCI		DNS
-- #	307 Tan, Ashton	21 HCAA		DNS
-- #	734 Lee, Yin Chao	43 SMTF	1.40m	DNS

Event 231 Men High Jump Advance

Name	Age	Team	Seed	Finals	Points
1 # 307 Tan, Ashton	21	HCAA		1.80m	
	1.70	1.75	1.80	1.85	
	O	O	XO	XXX	
2 # 592 Pua, Jonathan	24	NUS	1.80m	1.70m	
	1.70	1.75			
	O	X			

Event 232 Women 400 Meter Dash U18

Name	Age	Team	Seed	Finals	H#	Points
1 # 398 Huang, Tianai	17	HCIC		1:04.08	2	
2 # 510 Sng Hui RU, Nicol	15	NYG		1:04.66	2	
3 # 882 Mandar, Padhye It	15	TSS		1:07.56	2	
4 # 785 John, Alexis	16	TK		1:08.07	3	
5 # 871 Huang, Siying She	16	TSS		1:08.43	2	
6 # 874 Kuah, Kirsten	16	TSS		1:09.22	3	
7 # 515 Tang Yuxin, Olevi	15	NYG		1:09.51	1	
8 # 891 Tan, Yen Ing	16	TSS	1:13.60	1:09.52	1	
9 # 484 Choo, Lauren Anne	16	NYG		1:09.52	2	
10 # 485 Chua Ren Hui, Lua	16	NYG		1:10.26	2	
11 # 788 Sassarak, Hana	16	TK		1:10.74	2	
12 # 878 Lee Si Xian, Soph	15	TSS		1:14.41	3	
13 # 554 Wong, Yi Xuan	16	NJC	1:11.25	1:15.59	1	
14 # 837 Seah, Kayley	16	TCT		1:15.63	2	
15 # 879 Lim Yu Tang, Summ	15	TSS		1:15.95	1	
16 # 896 Yanamandra, Anany	16	TSS		1:16.17	3	
17 # 889 Tan, Hannah	15	TSS	1:13.00	1:16.29	1	
18 # 897 Yeo Kai Qing, Jal	15	TSS		1:16.71	1	
19 # 787 Ong, Gracie	15	TK		1:18.31	3	
20 # 883 Muhunthan, Navany	15	TSS		1:18.91	1	
21 # 133 Tan, Eavia EN QI	15	BV		1:25.06	3	
-- # 519 Wee, Ethel	15	NYG		DNS	1	
-- # 872 Jeyakumari, Bless	15	TSS		DNS	3	



SA All Comers Meet 1 - 30/1/2026 to 1/2/2026

Home of Athletics

Results

....Event 232 Women 400 Meter Dash U18

-- # 886 Poon, Rui Xuan 15 TSS DNS 3

Event 233 Men 400 Meter Dash U18

Name	Age	Team	Seed	Finals	H#	Points
1 # 858 Bhayana, Rishik R	17	SAGA	54.05	53.05	1	
2 # 822 Sujith, Chandran	16	TK		53.43	4	
3 # 423 Binedell, Jacob	16	JSS	58.00	53.92	1	
4 # 625 Joy Chalissery, M	16	OA	54.00	53.95	1	
5 # 676 Lim, Ernest	16	RI	55.56	54.76	1	
6 # 154 Praveen, Anand	16	BVS	56.69	55.30	1	
7 # 613 Bin Djoemardie, D	16	OA	54.00	55.81	1	
8 # 994 Lim, Reagan	16	VS		56.38	5	
9 # 622 Ghouse, Muhammed	15	OA		57.36	6	
10 # 337 Leo, Kay Hon Rayn	16	HCI		57.78	7	
11 # 764 Laban Liu, Mario	15	SPS		57.87	4	
12 # 996 Lock, Sheng Herng	15	VS		57.94	9	
13 # 322 Huang, Kaiye	15	HCI		57.99	9	
14 # 1009 Sheun, Malachy	15	VS		58.21	7	
15 # 746 Tang, Cornelius E	16	SSP	59.71	58.27	2	
16 # 40 Tan Jun Wei, Kyle	16	ADSS		58.50	8	
17 # 999 Menon, Kiren	16	VS		58.66	5	
18 # 640 Tang, Jordan	16	OA	58.11	58.85	2	
19 # 282 Ong, Cheng Yu, Ja	16	DHS		59.19	3	
20 # 984 Fahrurrazi, Haris	15	VS		59.39	3	
21 # 751 De ferrieres, Lou	16	SPS		59.61	6	
22 # 1004 NG, Dylan	17	VS		59.68	5	
23 # 769 Malik, Ghazali	16	SPS		59.70	3	
24 # 387 Zhang, Huai Zhi J	15	HCI		59.84	8	
25 # 615 Chan, Joaquin	15	OA	1:08.00	1:00.15	2	
26 # 646 Yeo, Aaron	15	OA		1:00.20	7	
27 # 328 Kek, Tian QI Etha	16	HCI		1:00.37	5	
28 # 333 Kok, YU Zhe	15	HCI		1:00.48	3	
29 # 329 Khoo, Weng Yao Vi	15	HCI		1:00.50	9	
30 # 51 Afzulpurkar, Jai	16	ACSI		1:00.85	4	
31 # 762 Koh, Aloysius	16	SPS		1:00.89	8	
32 # 901 Tan Tze Le, Dylan	16	TSS		1:00.99	3	
33 # 900 Ng, Xuan He Gavin	15	TSS		1:01.13	6	
34 # 424 Cha, Shawn	16	JSS	59.40	1:01.18	2	
35 # 815 Ng, Raeshon	15	TK		1:01.91	8	
36 # 779 Teo, Troy	15	SPS		1:02.16	9	
37 # 781 Wong, Eli	15	SPS		1:02.26	5	
38 # 1094 Acuna, Magbitang	15	CCS		1:02.34	3	
39 # 1012 Tan, Jun Sheng	15	VS		1:02.51	5	



SA All Comers Meet 1 - 30/1/2026 to 1/2/2026**Home of Athletics****Results****....Event 233 Men 400 Meter Dash U18**

40 #	632	Nehal, Ranvir Sin	16	OA		1:02.58	3
41 #	979	Chan, Jacob	15	VS		1:02.96	7
42 #	628	Lau, Jake	15	OA	1:01.00	1:03.16	2
43 #	983	Edzuan, Raiyan Mi	16	VS		1:03.55	4
44 #	750	Chua, Josh	16	SPS		1:03.81	7
45 #	15	Lim, Nigel	15	AAC		1:03.99	5
46 #	371	Teng, ZI YE	15	HCI		1:04.17	4
47 #	42	Teh, Kai Wen	15	ADSS		1:04.50	9
48 #	820	Shawqi, Shayan	15	TK		1:04.60	6
49 #	147	Putra Azman, Aqif	15	BV		1:04.71	2
50 #	1019	Teo, Lucas	15	VS		1:04.81	6
51 #	813	mateen, eshaan	15	TK		1:05.69	4
52 #	807	Lim, Alfred	16	TK		1:06.22	9
53 #	144	NG, Rex Jing Heng	15	BV		1:06.23	6
54 #	991	Koh, Brannon	15	VS		1:07.07	8
55 #	576	Tan, Hao Yi	15	NJC		1:08.52	7
-- #	354	Nguyen, Manh Duc	15	HCI		DNS	3
-- #	314	Chew, Jin ZE	16	HCI		DNS	4
-- #	679	Low, Josef	16	RI	54.22	DNS	1
-- #	349	Liu, Chang	15	HCI		DNS	6
-- #	372	Teo, Yih Yang	16	HCI		DNS	8
-- #	1008	Saini, Isyraq	16	VS		DNS	6
-- #	761	Joel, Elijah	15	SPS		DNS	4
-- #	759	Ihsan, Sufi	16	SPS		DNS	2
-- #	639	Tan, Rui DE Raini	16	OA	54.70	DNS	1
-- #	747	Bone, Nicholas	15	SPS		DNS	9
-- #	108	Tan, Marvin	15	ACSI	1:02.00	DNS	2
-- #	793	Buckley, Kayden	15	TK		DNS	7
-- #	94	Pandey, Rishab	15	ACSI		DNS	7
-- #	81	Lim, Yu kai	16	ACSI		DNS	5

Event 234 Women 400 Meter Dash U20

Name	Age	Team	Seed	Finals	Points
1 #	610	Siu, Emily	19	OA	1:00.31
2 #	840	Teo, Alexis	18	TCT	1:00.30
3 #	392	Choo, Jia Yi	18	HCIC	1:03.38
4 #	433	Amelia Grace, Chi	16	LB	1:04.00
5 #	395	Fu, Yu	18	HCIC	1:06.70
6 #	431	Abu Bakar, Fatin	19	LB	1:14.00
7 #	611	Tan, Isabella	18	OA	1:18.64
-- #	403	Soh, Rachel	18	HCIC	DNS



SA All Comers Meet 1 - 30/1/2026 to 1/2/2026

Home of Athletics

Results

Event 235 Men 400 Meter Dash U20

Name	Age	Team	Seed	Finals	H#	Points
1 # 408 Hoare, Jonathan	17	HCIC	55.01	52.98	1	
2 # 970 Tan, Ezekiel	18	VJC		53.19	2	
3 # 107 Tan, John	18	ACSI		53.61	2	
4 # 955 Chan, Jerome	18	VJC		57.04	2	
5 # 962 Lim, Tze QI	17	VJC		57.06	1	
6 # 565 Leo, Ju Ye Trey	17	NJC	1:01.90	57.27	1	
7 # 975 Yong, Brian	18	VJC		58.84	1	
8 # 106 Tan, Hao Min	18	ACSI		59.37	1	
9 # 959 Lim, Damien	18	VJC		1:01.46	1	
-- # 412 Lim, Jervis	18	HCIC		DNS	2	
-- # 964 NG, Rhys	18	VJC		DNS	2	
-- # 969 Singam, Lakshan	18	VJC		DNS	1	
-- # 974 Yeo, Shin Kee	17	VJC		DNS	2	

Event 236 Men Long Jump U18

Name	Age	Team	Seed	Finals	Wind	H#	Points
1 # 683 Md Idros, Muhamma	16	RI	6.01m	6.14m	1.0	1	
X 5.93m(+0.0) 6.14m(1.0)							
2 # 1017 Tay, Justin	16	VS		5.82m	0.5	1	
5.57m(-1.1) X 5.82m(0.5)							
3 # 82 Loh, Cruz	16	ACSI		5.76m	0.4	2	
X 5.76m(0.4) X							
3 # 313 Chen, Zhan Hong	16	HCI		5.76m	1.5	2	
5.71m(1.2) 5.76m(1.5) 5.63m(0.6)							
5 # 365 Tan, Hao Xuan	16	HCI		5.70m	-0.9	2	
X X 5.70m(-0.9)							
6 # 320 Hong, Cheng Yang	16	HCI		5.64m	0.4	2	
X 5.60m(0.8) 5.64m(0.4)							
7 # 99 Ridzal, Aydhan	16	ACSI		5.62m	+0.0	2	
5.62m(+0.0) 5.62m(1.5) 5.49m(0.7)							
8 # 642 Tong, Isaac	15	OA	5.79m	5.61m	1.0	1	
5.61m(1.0) X 5.23m(1.8)							
9 # 10 Chen, Jarrett	16	AAC		5.40m	-0.9	1	
X 5.12m(1.0) 5.40m(-0.9)							
10 # 71 Foo, Jacob	16	ACSI		5.34m	1.2	2	
5.34m(1.2) 5.03m(1.2) 5.00m(+0.0)							
11 # 179 Teo, Mark Xavier	16	CH		5.33m	-0.3	1	
5.33m(-0.3) X 5.31m(1.0)							
12 # 332 Koh, Sky	16	HCI		5.26m	1.8	1	
5.26m(1.8) 3.82m(-0.1) X							



SA All Comers Meet 1 - 30/1/2026 to 1/2/2026

Home of Athletics

Results

....Event 236 Men Long Jump U18

12 #	352 Ng, Zavier	15 HCI		5.26m	-2.1	2
	X X		5.26m(-2.1)			
14 #	693 Poh, Sheng Rui	15 RI		5.39m	5.25m	1.3 1
			5.08m(1.6) 4.42m(+0.0) 5.25m(1.3)			
15 #	692 Phua, Yan Thern	16 RI		5.57m	5.24m	0.8 1
			5.24m(2.1) 5.23m(-1.6) 5.24m(0.8)			
16 #	754 Enzo, Lee	15 SPS			5.14m	2.6 1
			4.95m(1.4) 5.14m(2.6) 4.96m(0.8)			
16 #	1016 Tan, Tzer WU	15 VS			5.14m	-0.7 2
			5.14m(-0.7) X(0.9) 5.10m(1.1)			
18 #	158 Chang, Hao Ran, R	16 CH			5.13m	-0.6 2
	X		5.13m(-0.6) X			
19 #	325 Jiang, Yichen	15 HCI			5.00m	+0.0 2
	X		5.00m(+0.0) 4.85m(+0.0)			
20 #	995 Liu, Zorray	15 VS			4.94m	+0.0 1
			4.85m(1.7) 4.94m(+0.0) 4.22m(+0.0)			
20 #	175 Tan, Julien Caleb	15 CH			4.94m	-0.4 2
			4.90m(0.4) 4.94m(-0.4) 4.83m(0.2)			
22 #	1024 Yapp, Leroy	17 VS			4.91m	1.1 2
			4.91m(1.1) 4.79m(-1.5) X			
23 #	359 Quek, Jin Shyan	16 HCI			4.90m	1.6 2
			4.20m(1.1) 4.90m(1.6) X			
24 #	650 Adam, Rabin Sunde	15 RI		4.79m	4.88m	-1.4 1
			4.42m(-0.1) 4.87m(0.8) 4.88m(-1.4)			
25 #	1003 NG, Adam	15 VS			4.87m	-1.6 2
			4.87m(-1.6) X X			
26 #	174 Swee, Jovan	15 CH			4.82m	2.1 2
			4.82m(2.1) 4.45m(1.7) X			
27 #	671 Lee, Yong Xian	15 RI		4.62m	4.73m	2.2 1
			4.73m(2.2) 4.62m(1.2) 4.66m(+0.0)			
28 #	579 Tan, Yi Kai	16 NJC		4.20m	4.71m	1.4 1
	X X		4.71m(1.4)			
29 #	680 Ma, Bowen	16 RI		4.50m	4.65m	+0.0 1
			4.52m(+0.0) 4.53m(0.4) 4.65m(+0.0)			
30 #	1010 Soh, Josiah	15 VS			4.46m	+0.0 2
	X		4.46m(+0.0) 4.27m(2.2)			
31 #	987 Han, Reagan	15 VS			4.33m	0.2 1
			4.22m(1.5) 4.21m(0.7) 4.33m(0.2)			
32 #	656 Chua, Hoon Kai	15 RI		4.03m	4.30m	0.6 1
			4.30m(0.6) 3.93m(-1.1) 4.15m(0.7)			
33 #	580 Tan Haridas, Shan	15 NJC		3.78m	4.07m	1.6 1
			3.78m(1.1) 3.94m(+0.0) 4.07m(1.6)			
34 #	382 Yar, Eason	16 HCI			3.22m	+0.0 2
	X		3.22m(+0.0) X			



SA All Comers Meet 1 - 30/1/2026 to 1/2/2026**Home of Athletics****Results****....Event 236 Men Long Jump U18**

-- #	976	Aminuddin, Umair	16	VS					FOUL	2
	X	X	X							
-- #	752	de Silva, Warren	15	SPS					FOUL	2
	X	X	X							
-- #	389	Zhao, Daniel	15	HCI					DNS	NWI 1
-- #	1005	NG, Keefe	15	VS					DNS	NWI 2
-- #	978	Bellows, Hal	15	VS					DNS	NWI 2
-- #	687	Nagaraj, Dhiyanes	17	RI			6.34m		DNS	NWI 1
-- #	168	Lee, Sheng Zhe Vi	16	CH					DNS	NWI 1
-- #	724	Tan, Joshua	17	RIJC					DNS	NWI 1

Event 237 Men Javelin Throw (800g) U20

Name	Age	Team	Seed	Finals	Points
1 # 722 Ng, Gabriel	18	RIJC		56.98m	
X 54.88m 55.20m 55.56m X 56.98m					
2 # 718 Kwa, Eu Han	18	RIJC		56.96m	
54.77m 55.33m 51.86m 47.49m 56.96m X					
3 # 723 Tan, Huai Feng	18	RIJC		40.05m	
37.37m 39.00m 36.88m 40.05m 33.37m 32.63m					

Event 238 Men Javelin Throw (800g) Open

Name	Age	Team	Seed	Finals	Points
1 # 122 Akahodani, Takayu	53	AIC	35.20m	32.55m	
32.55m 26.68m 28.50m 30.60m 28.34m					
2 # 410 Lee, Leroy	18	HCIC		32.48m	
32.48m X 28.26m 26.68m 31.50m 32.33m					
3 # 739 Yeo, Ashley	50	SMTF		30.48m	
27.59m 29.58m 30.48m 28.80m					
4 # 1067 Thirunavakkarasu,	39	WAC	35.00m	26.70m	
26.70m X X X X X					
-- # 738 Tseng, Wun Hsiung	49	SMTF	30.16m	DNS	

Event 239 Men Javelin Throw (700g) A Div

Name	Age	Team	Seed	Finals	Points
1 # 577 Tan, Ryan Wei Zho	18	NJC		49.85m	
49.85m 49.50m 49.81m					
2 # 967 Seah, Brayden	18	VJC		31.07m	
29.06m 27.68m 27.78m 27.92m 31.07m 26.93m					



SA All Comers Meet 1 - 30/1/2026 to 1/2/2026**Home of Athletics****Results****....Event 239 Men Javelin Throw (700g) A Div**

3 #	963 Low, Gerald	18 VJC					28.23m
	X 27.44m	X 28.23m	27.97m	18.01m			
-- #	966 Ramesh, Sharvesh	17 VJC					DNS

Event 240 Women Javelin Throw (600g) U20

Name	Age	Team	Seed	Finals	Points
1 # 946 Liam, Raejia	17	VJC		29.38m	
				23.39m 29.38m 26.53m 27.92m 26.80m 27.03m	
2 # 941 Hashimoto, Misaki	18	VJC		18.86m	
				X X X 18.62m X 18.86m	

Event 241 Women Javelin Throw 600g) Open

Name	Age	Team	Seed	Finals	Points
1 # 1037 Teo, Hui Juen	37	WAC		30.90m	
				30.90m 29.19m 28.45m 30.30m 28.98m 29.80m	
2 # 1029 Chung, Vanessa	31	WAC		18.63m	
				17.18m X 16.89m X 15.25m 18.63m	

Event 242 Women 400 Meter Dash Open

Name	Age	Team	Seed	Finals	Points
1 # 296 Tan, Sui Xin	30	EC	1:03.00	1:04.16	
2 # 262 Loh, Beverly	20	CAA	1:06.36	1:08.21	
3 # 585 Ramasamy, Nitya	23	NUS	1:08.48	1:08.78	

Event 243 Men 400 Meter Dash Open

Name	Age	Team	Seed	Finals	H#	Points
1 # 624 Hoyle, Jason	30	OA	47.57	49.45	1	
2 # 1066 Tham, Terry	30	WAC	50.14	50.71	1	
3 # 1056 Loy, Caleb	21	WAC		51.93	3	
4 # 855 Yoo, Sean	18	TCT	55.00	52.26	2	
5 # 932 OW, Ciaran	20	TRSA	54.55	52.75	1	
6 # 857 Zulkhair, Muhd	29	TCT	55.00	54.15	2	
7 # 931 Cheng, Toft Mitch	21	TRSA	53.95	54.16	1	
8 # 1061 Selven, Ajay	22	WAC	52.60	54.27	1	
9 # 266 Bin Ahmad Nazli,	21	CAA	52.20	54.29	1	
10 # 922 Loh, Langston	20	TKSP		55.41	3	
11 # 251 Awyong, Liang Qi	31	ZOOM		55.66	3	



SA All Comers Meet 1 - 30/1/2026 to 1/2/2026**Home of Athletics****Results****....Event 243 Men 400 Meter Dash Open**

12 #	460 Thor, Wei Liang	25 MAXF	55.20	56.18	2
-- #	252 Bin Zainal, Syahr	19 ZOOM	56.03	DNS	2
-- #	257 Lu, Weiyi	39 ZOOM		DNS	2
-- #	844 Curran, Jake Arya	18 TCT	55.00	DNS	2
-- #	1057 Mather, Richard	46 WAC	58.04	DNS	2
-- #	526 Camara, Abel	26 NTU	52.80	DNS	1
-- #	843 Curran, Daniel Ra	18 TCT	55.50	DNS	2

Event 244 Women 1500 Meter Run U15

Name	Age	Team	Seed	Finals	Points
1 #	482 Chew Shi-En, Grac	14 NYG		5:37.67	
2 #	232 Tan, Shi EN Shann	14 SNG		5:38.21	
3 #	551 Thirunavukkarasan	14 NJC		6:04.47	
4 #	223 Pan, Lexuan Natal	14 SNG		6:05.09	
5 #	220 NG, Shi Ting Dani	14 SNG		6:17.19	
6 #	499 Loo Li-En, Livia	14 NYG		6:25.78	
7 #	462 En Qi, Tee	14 NCHS	7:10.00	6:49.62	
8 #	465 Poh, Jamie	14 NCHS		7:03.43	
9 #	1117 Wang, Haley	14 VRV		7:23.15	
10 #	1116 Cheng, Sabrina	14 VRV		8:04.81	
-- #	278 Tan, Ying Xuan	16 DHS		DNS	
-- #	276 Chan, Chloe SI Ke	14 DHS		DNS	

Event 245 Men 1500 Meter Run U15

Name	Age	Team	Seed	Finals	Points
1 #	19 Ng, Leighton	14 AAC		5:09.48	
2 #	804 Jourjon, Louis	14 TK		5:12.07	
3 #	582 Wong, Jyn Yu Jude	13 NJC		5:19.89	
4 #	22 Tan, Jia Le Justi	14 AAC		5:27.23	
5 #	757 Goh, Joash	14 SPS		5:30.08	
6 #	602 EE Lok Ernest, Le	14 NBR	5:39.00	5:35.24	
7 #	475 Tan Wei Yu, Kayde	14 NCHS	6:04.00	5:45.35	
8 #	802 Hee, Rayner	14 TK		5:48.86	
9 #	470 Khiew, Xuze	14 NCHS		5:57.70	
10 #	636 Sherwyn, Lee	14 OA		7:40.05	
-- #	826 Yap, che ron	14 TK		DNS	
-- #	38 Singh, Rishmeet	14 ADSS		DNS	



SA All Comers Meet 1 - 30/1/2026 to 1/2/2026**Home of Athletics****Results****Event 246 Women 1500 Meter Run U18**

Name	Age	Team	Seed	Finals	H#	Points
1 # 217 Lin, Minhui Magda	16	SNG		5:23.42	2	
2 # 529 Cheah, Chloe Yin	15	NJC		5:24.75	2	
3 # 200 Elangovan, Govani	16	SNG		5:25.95	2	
4 # 522 Yong EN Min, Sara	15	NYG		5:30.92	1	
5 # 906 Teo, Swee Lin	16	TF		5:50.51	1	
6 # 219 Murthy, Anya	15	SNG		5:52.29	2	
7 # 226 Quah, Jinn XI Kyr	15	SNG		5:54.53	1	
8 # 201 Goh, YU Xing, Kir	15	SNG		5:56.97	1	
9 # 275 Ang, Kaylan YI RU	15	DHS		5:57.27	2	
10 # 202 Goon, Ying Zhen K	15	SNG		5:58.78	2	
11 # 512 Tan Rui Xin, Ashl	15	NYG		6:07.55	1	
12 # 1124 Firoz Khan, Aqila	15	KC		6:09.65	2	
13 # 530 Chen, Natalie, Yu	15	NJC		6:12.76	2	
14 # 517 Teo En-Kin, Kimbe	16	NYG		6:36.02	2	
15 # 594 Crystalbell Jia Y	15	NBR	7:03.00	6:39.86	1	
16 # 597 Istee Jia Xuan, L	15	NBR	8:52.00	7:57.23	1	
-- # 497 Lien Zhao Xin, G	15	NYG		DNS	2	
-- # 2 Kang, Yu Qing Ele	16	AAC		DNS	2	

Event 247 Men 1500 Meter Run U18

Name	Age	Team	Seed	Finals	H#	Points
1 # 430 Teo, Reyes	16	JSS		4:42.50	1	
2 # 280 Lim, Jun Xuan Roy	15	DHS		4:42.56	2	
3 # 284 Tan, Hong YU	15	DHS		4:43.26	1	
4 # 743 Kwok, Wen Xin Jos	16	SSP	4:48.00	4:52.24	1	
5 # 567 Liu, Ruijia	15	NJC		4:53.50	1	
6 # 779 Teo, Troy	15	SPS		4:56.38	2	
7 # 16 Maslov, Timofei	16	AAC		4:57.19	2	
8 # 1115 Yeo, Chee Hean Ph	15	VRV		4:59.29	1	
9 # 924 Vijay, Madhav	15	TKSP		5:00.14	1	
10 # 811 Loo, Guan Ting	16	TK		5:03.05	2	
11 # 570 Ng, Maxim You Hao	15	NJC		5:03.41	2	
12 # 823 Teh, ethan	15	TK		5:05.77	2	
13 # 800 Daga, Agastya	15	TK		5:05.92	1	
14 # 476 Tham, Shao Bo	15	NCHS	5:25.00	5:06.49	1	
15 # 920 Chang, Joshua	17	TKSP		5:07.61	2	
16 # 11 Chew, Jie Yang	15	AAC		5:07.84	2	
17 # 281 NG, Anson Cheng H	15	DHS		5:18.22	1	
18 # 824 Wong, Optimus	15	TK		5:30.65	2	
19 # 769 Malik, Ghazali	16	SPS		5:36.48	2	
20 # 472 Ng, Xuan Ye	15	NCHS		5:36.81	2	



SA All Comers Meet 1 - 30/1/2026 to 1/2/2026**Home of Athletics****Results****....Event 247 Men 1500 Meter Run U18**

21 #	1108 Chandran, Vignesh	15 CCS		5:47.36	2
22 #	44 Zhang, Zihao	15 ADSS		5:47.50	2
23 #	1109 Rajkumar, Luxshun	15 CCS		5:55.92	2
24 #	1107 Fahmy, Fakri	16 CCS		7:35.80	2
-- #	751 De ferrieres, Lou	16 SPS		DNS	1
-- #	426 Khoo, Jun Shiang	16 JSS	4:54.00	DNS	1
-- #	759 Ihsan, Sufi	16 SPS		DNS	2

Event 248 Women 1500 Meter Run U20

Name	Age	Team	Seed	Finals	Points
1 # 1032 Koduru, Kalyani C	15	WAC	5:14.00	4:55.93	
2 # 1030 Eadie, Maya	15	WAC	5:05.00	4:56.14	

Event 249 Women 1500 Meter Run Open

Name	Age	Team	Seed	Finals	Points
1 # 264 Xaiver, Laura	20	CAA	6:22.00	6:53.48	

Event 250 Men 1500 Meter Run U20

Name	Age	Team	Seed	Finals	Points
1 # 564 Lee, Jun Le, Dunc	18	NJC		5:01.03	
2 # 617 Chang, Chen Wei	18	OA		5:18.55	

Event 251 Men 1500 Meter Run Open

Name	Age	Team	Seed	Finals	Points
1 # 271 Lum, Martin Dania	21	CAA	4:29.00	4:25.24	
2 # 273 Saviour, Gilbert	21	CAA	4:35.00	4:35.03	
3 # 590 Palvesraj, Senthil	24	NUS	4:28.00	4:35.66	
4 # 566 Liew, Hng Kai Jet	18	NJC	4:37.00	4:45.63	
5 # 568 Loke, Ethan	18	NJC	5:02.00	4:50.20	
6 # 556 Balu, Shasidar	18	NJC	5:00.00	4:51.05	
7 # 270 Chue, Zhi Qiang J	21	CAA	5:04.00	5:04.57	
-- # 272 Muhammad Najib, M	18	CAA	4:20.00	DNS	



SA All Comers Meet 1 - 30/1/2026 to 1/2/2026**Home of Athletics****Results****Event 252 Men Long Jump U20**


Name	Age	Team	Seed	Finals	Wind	Points
1 # 961 Lim, Kyan	18	VJC		6.32m	1.3	
6.32m(1.3) 5.87m(1.9)		6.22m(1.4)				
2 # 583 Yen, Ming Zhen, W	18	NJC	6.03m	5.84m	2.2	
5.84m(2.2) 5.50m(1.1) 5.58m(0.6)	X	X	X			
3 # 1114 Chen, Hock Yew	18	VRV		5.72m	1.5	
5.64m(1.1) 5.02m(0.7) 5.18m(+0.0)		5.66m(1.7) 5.69m(1.4) 5.72m(1.5)				
4 # 956 Goh, Dylan	18	VJC		5.62m	0.7	
4.68m(-0.1) 4.29m(1.5) 5.62m(0.7)	X	3.72m(0.1) 3.94m(1.3)				
5 # 415 Sim, Ian	18	HCIC		5.53m	+0.0	
5.30m(+0.0) 5.53m(+0.0) 5.32m(+0.0)	X	5.35m(2.6) X				
6 # 960 Lim, Joshua	18	VJC		5.03m	+0.0	
5.03m(+0.0) 4.30m(+0.0) 4.50m(+0.0)		4.75m(3.7) 4.42m(0.2) 4.95m(2.4)				
-- # 721 Mirza, Aqil	18	RIJC		FOUL		
X X X X X X						

Event 253 Women Long Jump Open

Name	Age	Team	Seed	Finals	Wind	Points
1 # 305 Tan, Tse Teng	24	HCAA		5.38m	1.7	
5.38m(1.7) 5.09m(0.7) X		5.21m(0.5) 5.22m(+0.0) 5.33m(1.5)				
2 # 1111 Yap, Shauna	19	VRV		3.72m	2.3	
3.62m(2.0) 3.72m(2.3) 3.28m(0.7)		3.55m(+0.0) X		3.60m(0.8)		

Event 254 Women Long Jump U20

Name	Age	Team	Seed	Finals	Wind	Points
1 # 948 Lim, Kiara	18	VJC		5.26m	2.4	
5.19m(0.1) 5.22m(+0.0) 5.20m(1.6)		5.26m(2.4)				
2 # 397 Ho, Yi Xuan	18	HCIC		5.19m	1.1	
5.19m(1.1) 4.39m(+0.0) 4.69m(2.7)		4.83m(+0.0)				
3 # 543 Ng, Min Julia Ann	17	NJC	4.73m	4.54m	1.2	
4.18m(-0.8) 4.18m(1.3) 4.43m(+0.0)		4.54m(1.2)				
4 # 939 Ess, Claudia	17	VJC		4.49m	1.3	
4.49m(1.3) 4.29m(+0.0) 4.38m(1.2)	X					
5 # 538 Liew, Jay Yee Est	18	NJC	4.76m	4.42m	2.1	
X 4.29m(0.8) X(+0.0) 4.42m(2.1)						
6 # 396 Goh, Keia	18	HCIC		4.39m	2.1	
4.39m(2.1) 4.33m(2.2) 4.33m(+0.0)		4.37m(2.6)				
7 # 536 Lee, Yi Xuan Gise	17	NJC	4.40m	4.35m	1.4	
4.35m(1.4) 4.31m(1.7) 4.13m(+0.0)		4.18m(+0.0)				



SA All Comers Meet 1 - 30/1/2026 to 1/2/2026**Home of Athletics****Results****....Event 254 Women Long Jump U20**

8 #	944 Kraft, Helena Mae	18 VJC				4.02m	2.3
			3.67m(0.2)	X(1.8)	4.02m(2.3)	3.91m(2.2)	
9 #	951 Seow, Chloe	18 VJC				3.97m	+0.0
			3.97m(+0.0)	3.51m(2.1)	X	X	
10 #	714 Lee, Jasmine	18 RIJC				3.36m	2.1
			3.32m(1.6)	3.36m(2.1)	3.19m(4.0)	3.31m(1.4)	
-- #	393 Chua, Amanda	18 HCIC				DNS	NWI

Event 255 Women Shot Put (4kg) Open

Name	Age	Team	Seed	Finals	Points
1 # 1037 Teo, Hui Juen	37	WAC		8.90m	
				8.56m 8.27m 8.90m 8.24m 8.47m 7.87m	
2 # 1029 Chung, Vanessa	31	WAC		7.89m	
				7.15m 7.89m 7.63m 7.24m 7.41m 6.98m	
3 # 1075 Honakatti, Shilpa	42	WAC		5.57m	
				5.43m 5.23m 5.36m 5.14m 5.29m 5.57m	

Event 256 Women Shot Put (4kg) U20

Name	Age	Team	Seed	Finals	Points
1 # 716 Tan, Hui Ting	18	RIJC		10.50m	
				9.58m 9.49m 10.50m 9.04m 9.99m 9.13m	
2 # 399 Lim, Laurel	18	HCIC		9.14m	
				8.52m 8.99m 9.14m 8.05m 8.40m 8.63m	
3 # 712 Guok, Xue Qian	17	RIJC		9.04m	
				8.31m 8.30m 6.99m 9.04m 8.74m 8.69m	

Event 257 Women Shot Put (3kg) U18

Name	Age	Team	Seed	Finals	Points
1 # 195 Chia, YU Chen	15	SNG		10.66m	
				10.24m 9.74m 10.66m 9.38m 10.48m 10.08m	
2 # 215 Lin, Hongyu	15	SNG		10.29m	
				9.40m 10.24m 9.53m 10.29m 10.02m 9.21m	
3 # 507 Seow Yun Ling, Ra	16	NYG		9.52m	
				8.57m 9.52m 8.91m 8.53m 8.84m 9.27m	
4 # 239 Tie, Khay Lin	16	SNG		8.45m	
				8.45m 7.44m 8.04m 7.86m 7.86m 7.54m	
5 # 203 Han, Jia Ning	15	SNG		7.66m	
				7.07m 7.31m 7.38m 7.66m 6.93m 6.83m	



SA All Comers Meet 1 - 30/1/2026 to 1/2/2026**Home of Athletics****Results****....Event 257 Women Shot Put (3kg) U18**

6 # 489 Kng Yeng, Valerie 16 NYG 7.52m
 6.39m 7.08m 7.22m 6.84m 7.52m 6.77m

Event 258 Women Shot Put (3kg) U15

Name	Age	Team	Seed	Finals	Points
1 # 520 Wong YI Xim, Andr	14	NYG		9.25m	
				8.83m 9.25m 7.34m 7.30m 7.97m	8.91m
2 # 518 Tong Hui YU, Jene	14	NYG		8.49m	
				6.15m 7.48m 8.41m 8.49m 8.24m	8.07m
3 # 236 Tan, Yui EU Enfy	14	SNG		8.18m	
				6.45m 7.26m 7.66m 6.79m 7.11m	8.18m
4 # 501 Lui, Yixuan	14	NYG		7.02m	
				5.88m 6.15m 6.98m 6.56m 7.02m	6.81m
-- # 513 Tan Sze EN, Ticha	14	NYG		DNS	

Event 260 Men Shot Put (6kg) U20

Name	Age	Team	Seed	Finals	Points
1 # 720 Loh, Anson	18	RIJC		16.46m	
				15.02m 15.26m 16.17m 16.46m X	15.91m

Event 261 Women 5000 Meter Run Open

Name	Age	Team	Seed	Finals	Points
1 # 263 NG, Yew Cheo	40	CAA		23:44.16	
-- # 1027 Chiam, Michelle	30	WAC		DQ	TR5.2
-- # 525 Lam, Shyann	21	NTU		DNS	

Event 262 Men 5000 Meter Run Open

Name	Age	Team	Seed	Finals	Points
1 # 1041 Cheh, Jun Xian	23	WAC	17:30.00	18:11.20	
2 # 265 Bin Abdul Rashid,	20	CAA	18:17.00	18:36.86	
3 # 926 Wong, Walter	36	T360	18:39.00	18:45.52	
4 # 1058 Ng, Charlton	40	WAC	19:00.00	19:07.24	
5 # 649 Zhi Yan, Lim	23	OA	19:30.00	19:19.03	
6 # 446 Tay, Jeremiah	24	LB	20:00.00	19:29.29	
7 # 731 Selvam, Jeya Sury	24	SIM	19:45.00	19:57.60	
-- # 269 Bin Mohd Edrie, A	21	CAA		DNF	
-- # 588 Lim, Joel	23	NUS	19:42.00	DNS	



SA All Comers Meet 1 - 30/1/2026 to 1/2/2026

Home of Athletics

Results

....Event 262 Men 5000 Meter Run Open

-- # 917 Tan, Jonathan 21 TF 19:47.00 DNS

Event 301 Women Triple Jump U18

Name	Age	Team	Seed	Finals	Wind	Points
1 # 834 Ng, Jing Wen Arie	16	TCT		10.37m	0.3	
X				9.72m(0.7) 9.64m(0.3) 10.37m(0.3)		
2 # 511 Tan Liu Yui, Mega	16	NYG		10.20m	0.3	
				10.20m(0.3) 10.09m(0.1) 9.87m(1.7) 10.02m(+0.0)		
3 # 500 Lua YU Xuan, Chel	15	NYG		10.14m	1.0	
X				10.14m(1.0) 8.36m(1.2) X		
4 # 221 Ong, Hui EN	16	SNG		10.13m	2.3	
				10.05m(+0.0) 9.69m(+0.0) 9.91m(+0.0) 10.13m(2.3)		
5 # 508 Setho, Beatrice	15	NYG		9.80m	1.6	
				9.45m(+0.0) 9.80m(1.6) 9.78m(+0.0) X(0.5)		
6 # 494 Lee, Charlene	16	NYG		9.73m	2.1	
				9.63m(0.5) 8.87m(0.6) 9.42m(+0.0) 9.73m(2.1)		
7 # 5 Tan, Joanna	15	AAC		9.73m	+0.0	
				9.45m(1.7) 9.56m(1.1) 9.73m(+0.0) 9.51m(0.5)		
8 # 300 Wang, Jingrong	16	FAC	9.52m	9.61m	1.1	
				9.24m(1.8) X X 9.61m(1.1)		
9 # 488 Khor Han YA, Gera	15	NYG		9.59m	1.3	
				9.59m(1.3) 9.51m(1.9) 8.99m(+0.0) 9.13m(0.4)		
10 # 880 Loo, Yan Haau Rae	16	TSS		9.44m	1.4	
				9.12m(+0.0) X 8.89m(0.7) 9.44m(1.4)		
11 # 506 Rajah, Renee	16	NYG		9.08m	+0.0	
				8.86m(0.6) 9.08m(+0.0) 8.77m(+0.0) X		
12 # 534 Guee, Ling Xuan A	15	NJC	9.18m	9.04m	0.9	
X				8.98m(-0.3) 9.04m(0.9) X		
13 # 881 Low, Bernice	15	TSS		8.54m	1.0	
				8.01m(0.8) 8.44m(0.7) X 8.54m(1.0)		
-- # 540 Lin, Jing Han Ari	16	NJC	9.75m	DNS	NWI	
-- # 235 Tan, Xiu Wen Fait	16	SNG		DNS	NWI	
-- # 240 Toh, Celeste	16	SNG		DNS	NWI	

Event 302 Women Triple Jump U15

Name	Age	Team	Seed	Finals	Wind	Points
1 # 541 Lin, Yuxuan Kate	14	NJC	9.85m	10.00m	0.2	
X				X 10.00m(0.2) 9.10m(0.9) 9.74m(2.9) 9.97m(0.5)		
2 # 222 Ong, Xin Ning Ell	14	SNG		9.31m	0.7	
				9.31m(0.7) X 9.22m(0.2) 8.56m(+0.0) 8.96m(1.8) 9.22m(1.5)		



SA All Comers Meet 1 - 30/1/2026 to 1/2/2026

Home of Athletics

Results

....Event 302 Women Triple Jump U15

3 #	246 Zhang, Xinyu	14	SNG					8.71m	0.5
				8.71m(0.5)	8.33m(0.8)	8.45m(1.9)	8.32m(1.3)	X	8.45m(0.6)
4 #	531 Chen, Xenthia Wan	14	NJC					8.25m	1.2
				X	8.12m(0.5)	8.18m(1.7)	7.91m(+0.0)	8.25m(1.2)	X(0.7)

Event 303 Women Discus Throw (1kg) U15

Name	Age	Team	Seed	Finals	Points
1 # 518 Tong Hui YU, Jene	14	NYG		21.59m	
				21.59m X 19.54m 20.12m X 21.56m	
-- # 513 Tan Sze EN, Ticha	14	NYG		DNS	

Event 304 Women Discus Throw (1kg) U18

Name	Age	Team	Seed	Finals	Points
1 # 195 Chia, YU Chen	15	SNG		34.62m	
				31.80m X 31.73m 34.62m	
2 # 404 Wu, Keyao	17	HCIC		32.55m	
				31.42m 32.55m 31.42m X	
3 # 215 Lin, Hongyu	15	SNG		30.14m	
				30.14m 26.84m 26.78m X	
4 # 237 Tey, Lin Xin Shir	16	SNG		24.83m	
				24.83m 23.21m 24.36m X	
5 # 203 Han, Jia Ning	15	SNG		24.81m	
				24.38m 24.81m 23.22m 22.62m	
6 # 242 Wong, LI Wern Lea	16	SNG		23.46m	
				20.98m 21.61m 23.46m 23.26m	
7 # 231 Tan, Saige	16	SNG		22.00m	
				21.31m 19.95m 22.00m X	
8 # 489 Kng Yeng, Valerie	16	NYG		21.48m	
				21.24m 19.36m 21.48m X	
9 # 507 Seow Yun Ling, Ra	16	NYG		21.43m	
				21.43m 20.45m 20.64m 20.97m	
10 # 490 Koh, Tze MO	16	NYG		19.31m	
				19.31m 17.00m 17.96m 17.11m	
-- # 492 Lai YI Yin, Keona	15	NYG		DNS	

Event 305 Women Discus Throw (1kg) U20

Name	Age	Team	Seed	Finals	Points
1 # 399 Lim, Laurel	18	HCIC		27.54m	
				25.56m 24.95m 24.96m 24.18m 27.54m 25.87m	



SA All Comers Meet 1 - 30/1/2026 to 1/2/2026**Home of Athletics****Results****....Event 305 Women Discus Throw (1kg) U20**

2 #	943 Kotha, Samhika	18 VJC				25.75m
			24.15m	23.29m	25.75m	X 18.71m 23.75m
3 #	936 Chary, Mathangi	18 VJC				22.14m
			21.30m	22.14m	20.90m	21.58m 21.48m 19.16m

Event 306 Women Discus Throw (1kg) Open

Name	Age	Team	Seed	Finals	Points	
1 #	712 Guok, Xue Qian	17 RIJC			31.66m	
			29.56m	X 31.66m	X 30.56m	
2 #	716 Tan, Hui Ting	18 RIJC			27.92m	
			23.59m	27.92m	27.39m	X 27.58m 26.68m

Event 307 Men 3000 Meter Steeplechase (0.914m) Open


Name	Age	Team	Seed	Finals	Points
1 #	55 Biancheri, Julian	17 ACSI			11:42.28
2 #	914 Quek, WeiKiat	27 TF			11:51.34
-- #	917 Tan, Jonathan	21 TF	18:00.00		DNS
-- #	272 Muhammad Najib, M	18 CAA	11:00.00		DNS

Event 308 Men 2000 Meter Steeplechase (0.838m) U18

Name	Age	Team	Seed	Finals	Points
1 #	916 Sung, Yejun	17 TF			6:19.15
2 #	59 Chang, Ethan	16 ACSI	6:58.00		7:08.84
3 #	604 Kai ZE, Chong	16 NBR	7:18.00		7:19.87
4 #	91 Ong, David	16 ACSI	6:58.00		7:23.13
5 #	603 Furqan Alhadi, Bi	15 NBR	8:00.00		7:31.38
6 #	72 Hey, Samuel	15 ACSI			7:37.55
7 #	53 Ang, Crispin	16 ACSI			7:43.31
8 #	102 Sim, Zayriel	15 ACSI			7:44.39
9 #	425 Kho, Immanuel	16 JSS			7:47.53
10 #	84 Loo, Timothy	16 ACSI			8:25.37
11 #	744 Muhammad Affan, A	16 SSP			8:29.27
-- #	741 Ali, Muhammad Azi	17 SSP	7:10.00		DNF

Event 309 Women Pole Vault Novice

Name	Age	Team	Seed	Finals	Points
------	-----	------	------	--------	--------



SA All Comers Meet 1 - 30/1/2026 to 1/2/2026**Home of Athletics****Results****....Event 309 Women Pole Vault Novice**

1 #	1038 Tinwala, Ziya	16 WAC	2.30m	2.41m
	2.01 2.21 2.41 2.51			
	0 0 XXO XXX			
2 #	1031 Kanagaraj, Rithvi	16 WAC	2.25m	2.21m
	2.01 2.21 2.41			
	0 0 XXX			
3 #	1 Goi, Long Yee Edi	14 AAC		2.01m
	1.81 2.01 2.21			
	0 XXO XXX			
-- #	836 Poh, Megan	14 TCT		DNS
-- #	1033 Lee, Chaewon	21 WAC	2.55m	DNS

Event 310 Men Pole Vault Novice

Name	Age Team	Seed	Finals	Points
1 # 665 Khairudin, Ammar	15 RI	2.00m	2.51m	
	2.01 2.21 2.41 2.51 2.61			
	0 0 XO XXO XXX			
2 # 846 Ko, Danyel	14 TCT		2.41m	
	2.01 2.21 2.41 2.51			
	0 0 0 X			
3 # 702 Thant, Myat Phone	14 RI	2.15m	2.01m	
	1.81 2.01 2.21			
	XXO 0 XXX			
4 # 681 Mak, Ethan	14 RI	1.90m	2.01m	
	1.81 2.01 2.21			
	0 XXO XXX			
-- # 707 Yang, Shiyi	17 RI	3.10m	DNS	
-- # 710 Zhong, Hongqian	14 RI	2.05m	DNS	

Event 311 Women 2000 Meter Steeplechase (0.762m) U20

Name	Age Team	Seed	Finals	Points
1 # 928 Julian, NG YI Shy	18 TRSA		9:11.39	

Event 312 Women 3000 Meter Steeplechase (0.762m) Open

Name	Age Team	Seed	Finals	Points
1 # 295 Tan, Cadence	19 EC		13:47.26	



SA All Comers Meet 1 - 30/1/2026 to 1/2/2026**Home of Athletics****Results****Event 313 Women 800 Meter Run U20**

Name	Age	Team	Seed	Finals	H#	Points
1 # 1032 Koduru, Kalyani C	15	WAC	2:28.00	2:23.74	1	
2 # 1030 Eadie, Maya	15	WAC	2:30.00	2:24.61	1	
3 # 440 Lim, Yuqi Sommer	14	LB	2:28.00	2:26.28	1	
4 # 441 Mikaela Ze Jing,	15	LB	2:30.00	2:37.10	1	
5 # 50 Wee, Kate	18	ACSI		2:47.18	2	
6 # 444 Zerrin, Tan	16	LB	2:35.00	2:48.82	1	
7 # 431 Abu Bakar, Fatin	19	LB	2:59.00	2:52.05	1	
8 # 49 Teo, Lauren	18	ACSI		2:57.82	2	
9 # 46 Lim, Patrina	18	ACSI		3:08.98	2	
10 # 47 Loh, Yanyi	18	ACSI		3:10.86	2	
-- # 45 Lim, Ashlyn	18	ACSI	2:43.00	DNS	1	

Event 314 Women 800 Meter Run Open

Name	Age	Team	Seed	Finals	Points
1 # 555 Yeo, Xin Ying Nat	15	NJC	2:28.00	2:29.92	
2 # 264 Xaiver, Laura	20	CAA	3:00.00	3:18.03	

Event 315 Men 800 Meter Run Open

Name	Age	Team	Seed	Finals	Points
1 # 83 Loke, Reuben	18	ACSI	2:05.00	2:02.44	
2 # 445 Sherman, Tan	20	LB	2:00.00	2:02.64	
3 # 907 Bahajjaj, Kadir	28	TF		2:06.22	
4 # 61 Chen, Luca	17	ACSI	2:04.00	2:06.54	
5 # 86 Muhammad, Akid	18	ACSI	2:06.00	2:07.38	
6 # 271 Lum, Martin Dania	21	CAA	2:05.00	2:09.03	
7 # 265 Bin Abdul Rashid,	20	CAA	2:23.00	2:27.11	
-- # 256 Low, Aaron	27	ZOOM		DNS	

Event 316 Men 800 Meter Run U20

Name	Age	Team	Seed	Finals	H#	Points
1 # 65 Chong, Sebastian	17	ACSI	2:12.00	2:10.86	1	
2 # 627 Lau, Cayden	18	OA		2:12.68	2	
3 # 95 Phua, Ayden	17	ACSI	2:13.00	2:14.71	1	
4 # 70 Ding, Elijah	18	ACSI		2:20.62	2	
5 # 98 Rajakanth, Rajev	18	ACSI		2:21.21	1	
6 # 62 Chen, Taihe	18	ACSI		2:25.43	2	
7 # 573 Pestano, Yuanne C	18	NJC		2:28.43	1	



SA All Comers Meet 1 - 30/1/2026 to 1/2/2026

Home of Athletics

Results

....Event 316 Men 800 Meter Run U20

8 #	110 Tang, Ikel	18 ACSI	2:28.75	1
9 #	112 Thong, Kaiden	18 ACSI	2:32.19	2
10 #	574 Seah, Jing Xuan D	18 NJC	2:32.92	2

Event 317 Women 800 Meter Run U18

Name	Age	Team	Seed	Finals	H#	Points
1 # 522 Yong EN Min, Sara	15	NYG	2:39.00	2:35.99	1	
2 # 275 Ang, Kaylan YI RU	15	DHS		2:42.92	2	
3 # 906 Teo, Swee Lin	16	TF		2:44.11	2	
4 # 512 Tan Rui Xin, Ashl	15	NYG		2:50.76	2	
5 # 544 Ng, Yan Yu Alanis	16	NJC	2:48.00	2:51.14	1	
6 # 443 Si Wan, Yong	15	LB	2:40.00	2:55.36	1	
7 # 434 Aseder Ali, Tanis	15	LB	2:45.00	3:00.69	1	
8 # 517 Teo En-Kin, Kimbe	16	NYG		3:00.87	2	
9 # 27 Lau, ZI Xin	16	ADSS		3:02.02	2	
10 # 600 Shu En, Grace, Ta	16	NBR	3:09.00	3:02.18	1	
11 # 593 Annabelle ZI YI,	16	NBR	3:35.00	3:24.59	1	
12 # 595 Estee Wen Xuan, L	17	NBR	3:30.00	3:31.35	1	
-- # 1124 Firoz Khan, Aqila	15	KC		DNS	2	
-- # 1128 Comia, Tsang Mhan	16	KC		DNS	2	
-- # 510 Sng Hui RU, Nicol	15	NYG	2:39.00	DNS	1	
-- # 497 Lien Zhao Xin, G	15	NYG		DNS	2	

Event 318 Men Discus Throw (1.5kg) U18

Name	Age	Team	Seed	Finals	Points
1 # 411 Lee, Yu Foong	17	HCIC		46.06m	
				44.57m 43.73m 46.06m 43.89m	
2 # 370 Tang, Lucas	14	HCI		43.00m	
				43.00m 40.83m X 41.92m	
3 # 374 Toh, Zheng Hao	14	HCI		38.09m	
				34.34m 38.09m 34.08m 33.23m	
4 # 623 Goh, Zuo YU Jerre	15	OA		36.39m	
				X 36.39m X 31.52m	
5 # 686 Mohammed Hairulni	16	RI	30.32m	35.70m	
				23.94m 35.70m X X	
6 # 318 Fu, Bowen	14	HCI		35.18m	
				X 35.18m 28.04m 34.69m	
7 # 666 Kwa, Eu Feng	15	RI	34.00m	32.74m	
				24.78m X 32.74m 28.28m	
8 # 362 Su, Samuel Yong K	14	HCI		32.56m	
				32.35m X X 32.56m	



SA All Comers Meet 1 - 30/1/2026 to 1/2/2026**Home of Athletics****Results****....Event 318 Men Discus Throw (1.5kg) U18**

9 #	330 Kng, Ho Nicholas	14 HCI		31.96m
	30.82m 31.53m 31.96m 31.96m			
10 #	348 Lin, Jiele Breden	14 HCI		28.47m
	X 27.98m 28.47m 27.91m			
11 #	177 Tan, ZI Herng	16 CH	25.01m	28.23m
	27.83m 25.94m 28.23m 26.23m			
12 #	166 Howe, Cheng Long	16 CH	28.25m	27.76m
	23.84m 27.48m 27.76m X			
13 #	358 Peng, Junhao Shaw	14 HCI		26.33m
	X X 26.33m X			
14 #	701 Teo, Lucas	15 RI	27.09m	26.11m
	26.06m 26.11m 22.36m X			
15 #	1082 Chan Jingye, Kai	15 SJI		24.44m
	24.44m X 23.49m X			
16 #	390 Zhao, Jiye	14 HCI		23.42m
	21.29m 19.49m 23.42m 22.27m			
17 #	173 NG, YI Yang Jerom	16 CH	28.71m	22.72m
	22.72m X X 21.11m			
-- #	1081 Shaik Abdul Khade	15 SJI		DNS
-- #	111 Tay, Bryan	ACSI		DNS
-- #	1083 Tang Yuhang, Osca	15 SJI		DNS

Event 319 Men Discus Throw (1.5kg) A Div

Name	Age Team	Seed	Finals	Points
1 # 972 Tang, Jet	18 VJC		42.27m	
	42.27m 39.96m 39.66m 36.08m X 41.95m			
2 # 577 Tan, Ryan Wei Zho	18 NJC		40.91m	
	30.22m X 25.87m X 40.91m 34.46m			
3 # 968 See, Kellen	18 VJC		38.61m	
	X 37.96m 38.61m X 32.03m X			
4 # 954 Chan, Benedict	18 VJC		25.65m	
	25.65m 22.86m 22.04m 24.35m 21.62m X			

Event 320 Men Triple Jump U18

Name	Age Team	Seed	Finals	Wind	Points
1 # 1020 Toh, Jayden	15 VS		13.06m	0.7	
	13.06m(0.7) 12.85m(+0.0)				
2 # 334 Lee, Ethan	16 HCI		12.83m	2.8	
	12.67m(1.0) 12.72m(1.5) 12.78m(2.3) 12.83m(2.8)				
3 # 663 Jiang, Hanyu	16 RI	12.09m	12.70m	2.1	
	11.94m(0.9) 12.54m(0.5) 12.70m(2.1) X				



SA All Comers Meet 1 - 30/1/2026 to 1/2/2026

Home of Athletics


Results

....Event 320 Men Triple Jump U18

4 #	667 Lau, Andrew	16 RI	12.74m	12.70m	1.1
	12.70m(1.1) 12.09m(-1.0) 12.42m(2.4) X				
5 #	356 Oh, Dawson	15 HCI		12.69m	0.5
	X 12.31m(2.0) 12.67m(-0.1) 12.69m(0.5)				
6 #	378 Wong, Jayden	14 HCI		12.25m	1.6
	12.25m(1.6) 11.74m(0.8) X 11.99m(2.7)				
7 #	159 Cheang, Munn Hoy,	16 CH		11.93m	1.6
	X X X 11.93m(1.6)				
8 #	997 Madan, Johan	16 VS		11.90m	-0.5
	11.65m(+0.0) 11.50m(0.1) 11.73m(+0.0) 11.90m(-0.5)				
9 #	179 Teo, Mark Xavier	16 CH		11.89m	0.2
	11.89m(0.2) X X 11.78m(0.3)				
10 #	365 Tan, Hao Xuan	16 HCI		11.80m	1.0
	11.80m(1.0) X X X				
11 #	998 Mendoza, Niccolo	16 VS		11.48m	1.3
	X 9.87m(0.4) 11.40m(0.1) 11.48m(1.3)				
12 #	71 Foo, Jacob	16 ACSI		11.16m	0.3
	10.71m(0.1) 10.81m(1.3) 10.95m(2.8) 11.16m(0.3)				
-- #	158 Chang, Hao Ran, R	16 CH		FOUL	
	X X				
-- #	125 Wong, Yong Jun Ja	15 HCI		DNS	NWI
-- #	977 Ashraf, Aqmal	15 VS		DNS	NWI
-- #	389 Zhao, Daniel	15 HCI		DNS	NWI
-- #	629 Loh, Cruz	16 OA		DNS	NWI
-- #	99 Ridzal, Aydhan	16 ACSI		DNS	NWI

Event 321 Men 800 Meter Run U18

Name	Age	Team	Seed	Finals	H#	Points
1 # 60 Chee, Joshua	15	ACSI	2:16.00	2:07.96	1	
2 # 120 Yap, Oliver	15	ACSI	2:14.00	2:08.37	1	
3 # 428 Regehr, Benjamin	16	JSS	2:14.00	2:11.17	1	
4 # 89 Ng, Aston	16	ACSI	2:07.00	2:11.22	1	
5 # 745 Ong, Elliot	16	SSP	2:13.00	2:11.29	1	
6 # 90 Ong, Changzhi	16	ACSI	2:12.00	2:11.64	1	
7 # 93 Ong, Isaac	15	ACSI	2:09.00	2:15.81	1	
8 # 924 Vijay, Madhav	15	TKSP		2:16.42	2	
9 # 94 Pandey, Rishab	15	ACSI		2:17.00	4	
10 # 51 Afzulpurkar, Jai	16	ACSI		2:18.73	5	
11 # 25 Wong, Zachary Yi	16	AAC		2:19.19	5	
12 # 622 Ghouse, Muhammed	15	OA		2:20.50	4	
13 # 607 YI Hao Dean, NG	17	NBR	2:21.00	2:22.31	2	
14 # 54 Arnold, Malcolm	16	ACSI		2:23.16	5	
15 # 80 Lee, Zachary	15	ACSI		2:23.34	4	



SA All Comers Meet 1 - 30/1/2026 to 1/2/2026**Home of Athletics****Results****....Event 321 Men 800 Meter Run U18**

16 #	605	Louis Hao Xiang,	17	NBR	2:29.00	2:24.35	2
17 #	558	Chen, Yize	15	NJC	2:24.00	2:24.36	2
18 #	282	Ong, Cheng Yu, Ja	16	DHS		2:24.60	3
19 #	800	Daga, Agastya	15	TK		2:26.37	4
20 #	58	Chan, Nigel	17	ACSI		2:26.62	3
21 #	115	Wee, John	15	ACSI	2:27.00	2:26.63	2
22 #	117	Wong, Noah	16	ACSI		2:26.69	2
23 #	919	Chairattivech, Si	17	TKSP		2:27.27	3
24 #	806	Kok, Keagan	15	TK		2:29.49	3
25 #	105	Tan, Dylan	16	ACSI		2:30.11	4
26 #	67	Chua, Ethan	16	ACSI		2:34.34	3
27 #	758	Goh, Tohyi	15	SPS		2:35.20	5
28 #	473	Oh, Cheng Feng	16	NCHS	2:45.00	2:35.96	2
29 #	750	Chua, Josh	16	SPS		2:39.02	5
30 #	33	Iqram Putra Jamar	16	ADSS		2:40.17	4
31 #	769	Malik, Ghazali	16	SPS		2:41.83	3
32 #	36	Lew, Joo Kang	15	ADSS		2:42.91	4
-- #	601	Amedreza D'Ezequi	15	NBR	2:46.00	DNS	2
-- #	742	Jee, Kai En Kyan	17	SSP	2:12.00	DNS	1
-- #	68	Chua, Matthew	16	ACSI		DNS	3
-- #	478	Wu, Chuanliang	14	NCHS		DNS	3

Event 322 Women 800 Meter Run U15

Name	Age	Team	Seed	Finals	H#	Points
1 #	4	Lee, Adelia		2:33.82	2	
2 #	482	Chew Shi-En, Grac		2:38.30	1	
3 #	608	Chew, Karin		2:45.04	1	
4 #	509	Shao Yuting, Sofi		2:49.95	2	
5 #	437	Jenell, Phee	3:00.00	2:50.55	1	
6 #	504	NG, Jia Chian		2:58.91	2	
7 #	432	Adams, Charlie	3:00.00	3:00.07	1	
8 #	7	Wong, Alexis Li X		3:02.37	2	
9 #	442	Shi, Qing Xuan	3:00.00	3:05.31	1	
10 #	438	Kaarthikeyan, Nik	2:55.00	3:11.23	1	
11 #	546	Ong, Chern Hee Ki	3:18.00	3:24.88	1	
-- #	276	Chan, Chloe SI Ke		DNS	2	

Event 323 Men 800 Meter Run U15

Name	Age	Team	Seed	Finals	H#	Points
1 #	69	David, Moussa		2:22.11	2	
2 #	114	Wee, Joel		2:23.34	2	



SA All Comers Meet 1 - 30/1/2026 to 1/2/2026**Home of Athletics****Results****....Event 323 Men 800 Meter Run U15**

3 #	97 Png, Leon	14	ACSI	2:28.00	2:24.68	1	
4 #	21 Nithian, Kartikey	14	AAC		2:25.89	2	
5 #	569 Mehul, Darshan Mo	14	NJC	2:26.00	2:26.25	1	
6 #	103 Song, Daniel	14	ACSI		2:26.25	2	
7 #	561 Hee, Tze Le	14	NJC	2:31.00	2:26.70	1	
8 #	427 Leong, Arayden	14	JSS		2:26.86	3	
9 #	429 Siow, Jun Hern	14	JSS		2:26.89	1	
10 #	1103 Gabriel, Ashinse	14	CCS		2:28.06	2	
11 #	76 Khoo, Sean	13	ACSI		2:35.06	3	
12 #	92 Ong, Ian	13	ACSI		2:38.13	2	
13 #	96 Phua, Seth	14	ACSI		2:39.18	1	
14 #	757 Goh, Joash	14	SPS		2:40.15	2	
15 #	104 Tan, Ayden	14	ACSI		2:44.02	3	
16 #	768 Mak, Alexander	14	SPS		3:21.88	3	
17 #	130 Jodha, Vinayan	14	BAA	4:02.00	3:43.99	1	
-- #	129 Jodha, Vedan	14	BAA	3:36.00	DQ	1	TR17.5.1
-- #	79 Lee, Asher	14	ACSI		DNS	1	

Event 324 Women 80 Meter Hurdles (0.762m) U15


Name	Age	Team	Seed	Finals	Wind	Points
1 #	828	Ding, Rebecca Le	14	TCT	13.42	3.5
2 #	516	Teo EN YA, Enya	14	NYG	15.29	3.5
-- #	521	Yong, Seraphina I	14	NYG	DNS	3.5

Event 325 Women 100 Meter Hurdles (0.762m) U18

Name	Age	Team	Seed	Finals	Wind	Points
1 #	241	Wang, Minqi	15	SNG	16.30	1.7
2 #	503	NG, Carrie	16	NYG	16.92	1.7
3 #	927	Anna, NG YI Ning	17	TRSA	17.64	1.7
4 #	505	OH, Rui EN	15	NYG	18.80	1.7
-- #	514	Tan Yan, Victoria	15	NYG	DNS	1.7

Event 326 Men 100 Meter Hurdles (0.838m) U15

Name	Age	Team	Seed	Finals	Wind	Points
1 #	852	Tan, Ayden	14	TCT	16.45	15.20 -1.1
2 #	689	Ng, Anders	14	RI	16.53	15.57 -1.1
3 #	652	Cheam, Kyle	14	RI	17.60	16.03 -1.1



SA All Comers Meet 1 - 30/1/2026 to 1/2/2026**Home of Athletics****Results****Event 327 Women 100 Meter Hurdles (0.838m) U20**

Name	Age	Team	Seed	Finals	Wind	Points
-- # 447 Kagoro, Anmiela	17	MAXF	15.95	DNS	-1.0	

Event 328 Women 100 Meter Hurdles (0.838m) Open

Name	Age	Team	Seed	Finals	Wind	Points
1 # 1026 Chan, Victoria	20	WAC		15.87	-1.0	

Event 329 Men 110 Meter Hurdles (0.914m) U18

Name	Age	Team	Seed	Finals	Wind	Points
1 # 661 Goh, Aidan	16	RI	15.28	14.91	2.6	
2 # 791 Bilaal, Syed	16	TK		15.32	2.6	
3 # 848 Lim, John	16	TCT		15.42	2.6	
4 # 659 Fu, Haozhe	15	RI	17.60	16.99	2.6	
5 # 698 Tan, Wentao	16	RI	18.00	17.28	2.6	
6 # 56 Cahyadi, Nicolas	15	ACSI	17.50	17.61	2.6	
-- # 116 Wong, Keith	15	ACSI	17.50	DNS	2.6	

Event 330 Men 110 Meter Hurdles (1.067m) Open

Name	Age	Team	Seed	Finals	Wind	Points
1 # 127 Sasaki, Taku	33	AIC	15.89	15.75	0.6	
2 # 252 Bin Zainal, Syahr	19	ZOOM	15.73	15.88	0.6	
3 # 458 Tan, Jing Da	19	MAXF		16.66	0.6	
-- # 1039 Ang, Chen Xiang	32	WAC	13.77	DNS	0.6	

Event 331 Men Hammer Throw (7.26kg) Open

Name	Age	Team	Seed	Finals	Points
1 # 739 Yeo, Ashley	50	SMTF		16.35m	
				14.52m 15.31m 15.43m 15.20m 15.79m 16.35m	
-- # 738 Tseng, Wun Hsiung	49	SMTF	10.10m	DNS	

Event 332 Women Triple Jump U20

Name	Age	Team	Seed	Finals	Wind	Points
1 # 538 Liew, Jay Yee Est	18	NJC	10.85m	10.22m	+0.0	
				9.77m(0.3) 10.09m(0.2) X 10.17m(0.5) 10.22m(+0.0) X		



SA All Comers Meet 1 - 30/1/2026 to 1/2/2026**Home of Athletics****Results****....Event 332 Women Triple Jump U20**

2 #	543 Ng, Min Julia Ann	17 NJC		10.07m	10.13m	1.7
				9.81m(1.5)	9.83m(1.1)	10.01m(+0.0)
				9.78m(1.4)	X	10.13m(1.7)
3 #	938 Chua, Keira	18 VJC			10.04m	1.7
				9.72m(2.1)	X	10.04m(1.7)
				9.74m(+0.0)	9.76m(1.5)	9.99m(+0.0)
4 #	950 Quek, Yee Xuan	18 VJC			9.89m	0.1
				9.19m(+0.0)	9.81m(0.5)	X
				9.75m(1.8)	9.89m(0.1)	X
5 #	536 Lee, Yi Xuan Gise	17 NJC		9.85m	9.65m	0.2
				X	9.61m(0.4)	X
				9.65m(0.2)	9.64m(1.2)	9.53m(-0.7)

Event 333 Women Triple Jump Open

Name	Age	Team	Seed	Finals	Wind	Points
1 #	305 Tan, Tse Teng	24 HCAA		11.35m	0.3	
				X	11.35m(0.3)	X
					11.26m(0.8)	X

Event 334 Women 200 Meter Dash U15

Name	Age	Team	Seed	Finals	Wind	H#	Points
1 #	1119 Cheong, Leanna	14 KC		28.28	-0.1	2	
2 #	291 Leong, Elissa	13 EC		28.36	-0.8	1	
3 #	214 Lim, Rui EN Adell	14 SNG		28.77	-0.8	1	
4 #	480 Alexandra Wijaya,	14 NYG		29.33	-0.8	1	
5 #	550 Thian, Gui Xin El	14 NJC		30.81	-0.1	2	
6 #	867 Freya Teo, Eleano	14 TSS		31.10	-0.8	1	
7 #	1118 Chua, Natalie	14 KC		32.00	-0.8	1	
8 #	210 Lee, Isabelle	14 SNG		32.09	-0.1	2	
9 #	552 Toyoda, Shiho	14 NJC	32.73	32.84	-0.8	1	
10 #	549 Tan, Xuan Rui	14 NJC		34.04	-0.1	2	
11 #	528 Ang, Avril Rui Yi	14 NJC		34.56	-0.1	2	

Event 335 Men 200 Meter Dash U15

Name	Age	Team	Seed	Finals	Wind	H#	Points
1 #	88 Nathanael, Lim Xu	13 ACSI	25.89	25.04	-1.7	1	
2 #	85 Loo, Tse Tchen	14 ACSI	26.00	25.49	-1.7	1	
3 #	63 Chen, Yan Kai	13 ACSI	28.00	25.85	-1.0	2	
4 #	155 Rifqi Aufa, Muham	14 BVS	27.07	25.86	-1.7	1	
5 #	1098 Hakim, Alfie	14 CCS		25.98	0.9	5	
6 #	119 Woon, Latt Hong	14 ACSI	26.28	26.08	-1.7	1	
7 #	157 Zhe Xian, Nigel,	14 BVS	27.94	26.28	-1.7	1	
8 #	819 Sarkkunan, Sandil	14 TK		26.50	0.5	3	
9 #	651 Chan, Isaac	14 RI	26.65	26.57	-1.7	1	



SA All Comers Meet 1 - 30/1/2026 to 1/2/2026

Home of Athletics

Results

....Event 335 Men 200 Meter Dash U15

10 #	770 Mohd Amin, Rayn P	14 SPS		26.61	0.5	3
11 #	1097 Hamzah, Muhammad	14 CCS		26.70	0.9	5
12 #	634 Ong, Dylan	14 OA		26.71	-1.0	2
13 #	755 Fawaz, Syed	14 SPS		26.90	0.5	3
14 #	638 Tan, Aaron	14 OA	28.26	27.09	-1.0	2
15 #	136 Cheah, Wei Kai, L	14 BV		27.16	0.5	3
16 #	183 Wang, Zi'Ang Zayd	14 CH		27.54	0.9	5
17 #	756 Gardi, Luq	14 SPS		27.92	-0.2	4
18 #	803 Irwan, Darwisy	14 TK		27.96	-0.2	4
19 #	118 Wong, Oliver	13 ACSI		28.35	-1.0	2
20 #	185 Widenborg, David	14 CH		28.39	-1.0	2
21 #	73 Jayakumar, Karthi	14 ACSI	28.21	28.40	-1.0	2
22 #	825 Yam, Jiecheng	14 TK		28.40	-0.2	4
23 #	805 Kim, Seong min	14 TK		28.43	-1.0	2
24 #	562 Ker, Zhi Rui	14 NJC		28.53	0.9	5
25 #	1096 Rayn, Muhammad	14 CCS		28.93	-0.2	4
26 #	899 Cheong, Yi Jie Je	13 TSS		29.01	0.5	3
27 #	563 Kuek, Yik Zheng	14 NJC		29.05	-0.2	4
28 #	771 Nazrullah, Helmy	14 SPS		29.13	-0.2	4
29 #	560 Chia, Travis Teck	14 NJC		29.49	0.5	3
30 #	1095 Lau, Sherwin	14 CCS		29.76	0.9	5
31 #	775 Tan, Asher	14 SPS		30.12	0.5	3
32 #	709 Yeo, Tun Chee	14 RI	28.00	30.39	-1.7	1
33 #	143 Mohammad Faizal,	14 BV		31.45	0.9	5
-- #	131 Narodovich, Nikol	13 BAA	28.01	DNS	-1.0	2

Event 336 Women Pole Vault Intermediate

Name	Age	Team	Seed	Finals	Points
1 #	304 Ong, Ashlee	19 HCAA		3.31m	
	3.11 3.31 3.51				
	O O XXX				
2 #	303 Leong, Lorraine	19 HCAA		3.11m	
	3.11 3.31				
	O XXX				
3 #	838 Sia, Cherlin	25 TCT		3.11m	
	3.11 3.31				
	XXO X				
4 #	302 Choo, Beverly	19 HCAA		2.71m	
	2.71 2.91				
	XO XXX				
-- #	586 Tan, Shayne	23 NUS		NH	
	2.91				
	XXX				



SA All Comers Meet 1 - 30/1/2026 to 1/2/2026

Home of Athletics

Results

....Event 336 Women Pole Vault Intermediate

-- #	402 Ng, Anna	17 HCIC	NH
	2.71		
	XXX		
-- #	400 Lim, Sophie	17 HCIC	NH
	2.71		
	XXX		

Event 337 Men Pole Vault Intermediate

Name	Age	Team	Seed	Finals	Points
1 # 982 Chua, Denver	16	VS		3.70m	
3.11 3.31 3.41 3.51 3.61 3.70 3.83					
XO O O O XO XO XXX					
2 # 986 Goh, Aden	15	VS		3.11m	
2.71 2.91 3.11 3.31					
O O O XXX					
2 # 383 Yeo, Zacchaeus Yu	13	HCI		3.11m	
2.91 3.11 3.31					
O O XXX					
4 # 993 Lee, Yee Shen	15	VS		3.11m	
2.91 3.11 3.31					
O XO X					
5 # 705 Wei, Yifan	15	RI	3.10m	2.91m	
2.71 2.91 3.11					
O O XXX					
6 # 1001 Muhammad Faisal,	14	VS		2.91m	
2.71 2.91 3.11					
O XO XXX					
6 # 312 Chen, Ruichen	14	HCI		2.91m	
2.71 2.91 3.11					
O XO XXX					
8 # 1013 Tan, Kai Yang	15	VS		2.71m	
2.71 2.91					
O XXX					
9 # 988 HO, Anders	14	VS		2.71m	
2.71 2.91					
XO XXX					
-- # 357 Ong, Gareth Yu Xi	15	HCI		NH	
2.71					
XXX					
-- # 341 Lim, Andriel Yeu	14	HCI		NH	
2.71					
XXX					



SA All Comers Meet 1 - 30/1/2026 to 1/2/2026

Home of Athletics

Results

....Event 337 Men Pole Vault Intermediate

-- #	990 Khoo, Hugo	14 VS		NH
	2.71			
	XXX			
-- #	706 Wong, Ian	15 RI	3.30m	DNS
-- #	1011 Tan, Gareth	16 VS		DNS

Event 338 Women 200 Meter Dash U18

Name	Age	Team	Seed	Finals	Wind	H#	Points
1 # 839 Tan, Alexa	17	TCT		27.34	-0.5	2	
2 # 903 Li, Isabelle	15	TF	29.11	28.17	1.3	1	
3 # 502 Lui, ZI Xun	15	NYG		28.19	-0.5	2	
4 # 216 Lin, Koloen Erin	15	SNG		28.30	2.4	3	
5 # 835 Ong, Leia	15	TCT	27.90	28.37	1.3	1	
6 # 191 Chan, LE Xuan Fai	16	SNG		28.59	2.4	3	
7 # 224 Patt, YU Tian All	16	SNG		28.68	2.4	3	
8 # 212 Lee, Ying En, Glo	15	SNG		28.71	-0.5	2	
9 # 491 Koh Qixuan, Dilys	16	NYG		28.75	-0.5	2	
10 # 207 Kau, Xuan EN Kris	15	SNG		29.10	-0.5	2	
11 # 1112 Wang, Sara	16	VRV		29.27	2.4	3	
12 # 515 Tang Yuxin, Olevi	15	NYG		29.28	2.4	3	
13 # 831 Lee, Ching	15	TCT		29.73	2.4	3	
14 # 554 Wong, Yi Xuan	16	NJC	30.14	29.83	1.3	1	
15 # 484 Choo, Lauren Anne	16	NYG		30.10	-0.5	2	
16 # 151 Jie Xi, They	15	BVS	30.97	30.76	1.3	1	
17 # 1123 Lee, Maegan	15	KC		31.12	2.4	3	
18 # 134 Tan, Yao EN	16	BV		32.00	-0.5	2	
19 # 548 Siti, Nasirah Bin	15	NJC	33.44	32.69	1.3	1	
20 # 197 Chua, Swee Lin	16	SNG		33.07	-0.5	2	
21 # 553 Wan, Mika	15	NJC	33.85	33.16	1.3	1	
-- # 1126 Ong, Ying Xuan	16	KC		DNS	1.3	1	
-- # 833 Ng, Caitlin Shan	16	TCT		DNS	1.3	1	

Event 339 Men 200 Meter Dash U18

Name	Age	Team	Seed	Finals	Wind	H#	Points
1 # 842 Chua, John	17	TCT		23.22	-0.2	4	
2 # 407 Fu, Zixuan	17	HCIC		23.31	-0.2	4	
3 # 557 Broadstock, Thoma	17	NJC		23.44	-0.4	6	
4 # 187 Xie, Zixuan	15	CH		23.50	2.1	7	
5 # 691 Pan, Oscar	16	RI	24.15	23.67	0.5	1	
6 # 18 Ndubuisi, Jayden	16	AAC		23.80	-2.5	8	
7 # 74 Joy Chalissery, M	16	ACSI	24.00	23.80	0.5	1	



SA All Comers Meet 1 - 30/1/2026 to 1/2/2026

Home of Athletics

Results

...Event 339 Men 200 Meter Dash U18

8 #	423 Binedell, Jacob	16 JSS	30.00	23.82	1.3	2
9 #	822 Sujith, Chandran	16 TK		23.82	-2.5	8
10 #	858 Bhayana, Rishik R	17 SAGA		23.91	-0.2	4
11 #	581 Wong, Jyn Yi Ashe	16 NJC	24.87	24.05	0.5	1
12 #	75 Kang, Liew	16 ACSI	26.00	24.13	1.3	2
13 #	153 Jun Ze, Keane, Ta	16 BVS	25.19	24.37	0.5	1
14 #	613 Bin Djoemardie, D	16 OA		24.42	-2.5	8
15 #	913 Park, Justin	16 TF		24.51	-0.7	5
16 #	767 Low, Darius	15 SPS		24.67	1.8	3
17 #	631 Marican, Raees	17 OA	24.80	24.72	0.5	1
18 #	643 U, ZU Yue Joachim	16 OA	25.49	24.93	0.5	1
19 #	764 Laban Liu, Mario	15 SPS		24.95	1.8	3
20 #	1105 Dannish, Muhammad	17 CCS		25.03	1.8	3
21 #	637 Si-Hoe, Jarett	16 OA		25.26	-0.7	5
22 #	915 Sam, Yin Hoi	16 TF	25.43	25.36	0.5	1
23 #	149 Tan, Wei Xiang	15 BV		25.38	2.1	7
24 #	37 Neo Meng Kiat, Jo	15 ADSS		25.56	-0.4	6
25 #	1110 Leo, Wen Kang And	15 CCS		25.59	-2.5	8
26 #	572 Or, Keane Yuze	16 NJC	26.01	25.60	1.3	2
27 #	626 Kwek, Jia LE Keit	16 OA	28.84	25.68	1.3	2
28 #	1106 Ghandhi, Krishvan	16 CCS		25.74	-0.2	4
29 #	615 Chan, Joaquin	15 OA	31.70	25.82	1.3	2
30 #	620 Chua, Wei Zhe	15 OA		25.99	1.8	3
31 #	424 Cha, Shawn	16 JSS	26.00	26.11	1.3	2
32 #	164 Fan, Letao	16 CH		26.14	-0.7	5
33 #	640 Tang, Jordan	16 OA		26.15	-2.5	8
34 #	1104 John, David	15 CCS		26.16	-0.7	5
35 #	139 Chua, Kar Liang,	16 BV		26.40	-0.2	4
36 #	147 Putra Azman, Aqif	15 BV		26.48	2.1	7
37 #	762 Koh, Aloysius	16 SPS		26.73	-0.2	4
38 #	647 Yikai, Jaden	15 OA		26.86	1.8	3
39 #	1100 Hazman, Hazwan	15 CCS		26.87	-0.4	6
40 #	807 Lim, Alfred	16 TK		26.89	-2.5	8
41 #	619 Chua, Jun Jie Col	15 OA		26.99	2.1	7
42 #	664 Kao, Evan	15 RI	26.00	27.08	1.3	2
43 #	632 Nehal, Ranvir Sin	16 OA		27.23	-0.7	5
44 #	778 Teo, Taylor	16 SPS		27.30	-0.7	5
45 #	815 Ng, Raeshon	15 TK		27.40	1.8	3
46 #	144 NG, Rex Jing Heng	15 BV		27.48	2.1	7
47 #	820 Shawqi, Shayan	15 TK		27.50	2.1	7
48 #	141 Kim, Gyuwon	15 BV		27.54	-0.4	6
49 #	797 Chen, Charles	15 TK		28.19	-0.4	6
50 #	1099 Nasir, haikal	15 CCS		28.56	2.1	7
51 #	140 Jow Yong Siang, J	16 BV		28.81	-2.5	8
52 #	576 Tan, Hao Yi	15 NJC		28.89	1.8	3



SA All Comers Meet 1 - 30/1/2026 to 1/2/2026**Home of Athletics****Results****....Event 339 Men 200 Meter Dash U18**

53 #	30 Bin Yusman, Muham	15 ADSS		28.92	1.8	3
54 #	138 Chng, Kai Sem	16 BV		29.42	-2.5	8
55 #	35 Legiralde, Adoc K	17 ADSS		29.42	-0.2	4
-- #	121 Yeo, Aidan	16 ACSI		DNS	-0.7	5
-- #	765 Lechuga, Aidan	16 SPS		DNS	-0.2	4
-- #	113 Tong, Isaac	15 ACSI	26.00	DNS	1.3	2
-- #	747 Bone, Nicholas	15 SPS		DNS	-0.4	6
-- #	827 Yee, Sebastian	15 TK		DNS	-0.4	6
-- #	639 Tan, Rui DE Raini	16 OA	24.11	DNS	0.5	1
-- #	817 Ridjal, Imran	16 TK		DNS	-0.7	5
-- #	145 Ong, Jun Rui	16 BV		DNS	-0.4	6

Event 340 Men Discus Throw (1kg) U15

Name	Age	Team	Seed	Finals	Points
1 # 369 Tang, Louis	14	HCI		38.97m	
X 38.97m X X					
2 # 1078 Yang Jiade, Ellio	14	SJI		36.47m	
X 30.17m 33.57m 36.47m					
3 # 654 Chong, Shiyuan	14	RI	31.96m	35.60m	
31.34m X 35.60m 25.62m					
4 # 368 Tan, Zheng Yu	14	HCI		33.05m	
24.20m X 33.05m 29.29m					
5 # 677 Lim, Reagus	14	RI	30.73m	32.70m	
26.20m 32.69m 32.70m X					
6 # 340 Lim, Amerc Yu An	14	HCI		31.73m	
31.18m 31.73m X X					
7 # 388 Zhang, Yanbo	14	HCI		31.28m	
23.95m 31.28m X 27.60m					
8 # 171 NG, HA Kwong Ryan	14	CH	25.62m	29.11m	
26.68m 29.11m 26.62m 26.26m					
9 # 1079 Tan, Ren Hao	13	SJI		27.78m	
23.04m X X 27.78m					
10 # 729 Sim, Teng Soon Ru	14	REAC		26.78m	
22.73m 22.60m X 26.78m					
11 # 78 Kwan, Troy	14	ACSI		25.65m	
25.28m 24.15m 25.65m X					
12 # 163 Eng, Eason	14	CH	27.25m	25.64m	
21.22m X X 25.64m					
13 # 849 Long, Asher	13	TCT		25.30m	
X X 25.30m X					
14 # 657 Ding, Shengyuan	14	RI	19.36m	23.67m	
19.50m 20.05m X 23.67m					



SA All Comers Meet 1 - 30/1/2026 to 1/2/2026**Home of Athletics****Results****....Event 340 Men Discus Throw (1kg) U15**

15 #	176 Tan, Yang Zhe Noa	14 CH	19.11m	19.06m
	19.06m X	18.76m 17.55m		
-- #	1077 James Chew, Matth	14 SJI		DNS
-- #	1080 Tan Zhi Peng, Ash	13 SJI		DNS

Event 341 Men Triple Jump U15


Name	Age	Team	Seed	Finals	Wind	Points
1 # 376 Wang, Lucas	14	HCI		11.14m	-0.7	
				10.95m(0.6) 11.14m(-0.7) 10.32m(1.0) 10.12m(-1.6) X		X
2 # 319 Ho, Yi Teng	14	HCI		11.05m	-0.2	
				10.54m(2.5) 10.17m(0.3) 11.05m(-0.2) 10.80m(0.1) X		10.42m(0.3)
3 # 181 Wang, Bradley Jin	14	CH		10.79m	0.6	
				X 10.46m(-0.9) 10.49m(0.4) 9.67m(+0.0) X		10.79m(0.6)
4 # 338 Leow, Joshua	14	HCI		10.43m	1.4	
				X 10.43m(1.4) X 9.91m(-1.0) X		10.39m(+0.0)
5 # 178 Tay, Jie Kai, Isa	14	CH		10.30m	-1.4	
				10.30m(-1.4) 10.26m(-0.9) 10.06m(2.3) 9.54m(1.4) X		9.14m(+0.0)
6 # 316 Eng, Isaac	14	HCI		9.77m	0.9	
				9.75m(0.1) 9.61m(-0.6) 9.77m(0.9) 9.53m(+0.0) 9.62m(1.8) X		

Event 342 Women 200 Meter Dash U20

Name	Age	Team	Seed	Finals	Wind	Points
1 # 840 Teo, Alexis	18	TCT	26.10	26.52	3.5	
2 # 433 Amelia Grace, Chi	16	LB	28.00	28.19	3.5	
3 # 392 Choo, Jia Yi	18	HCIC		28.68	3.5	
4 # 947 Liang, Filis	18	VJC		30.23	3.5	
5 # 48 Louise, Kimberly	18	ACSI	27.00	33.23	3.5	
-- # 945 Lau, Ashley	18	VJC		DNS	3.5	
-- # 952 Toh, Chloe	17	VJC		DNS	3.5	

Event 343 Men 200 Meter Dash U20

Name	Age	Team	Seed	Finals	Wind	H#	Points
1 # 1076 Tay, Sean	17	OA		23.00	2.6	1	
2 # 955 Chan, Jerome	18	VJC		23.59	2.6	1	
3 # 957 Haj Mohamad, Moha	18	VJC		24.64	2.6	1	
4 # 853 Tan, Ryker	19	TCT		25.05	2.6	1	
5 # 851 sun, ryan	18	TCT		26.00	1.1	2	
6 # 578 Tan, Schuyler Pin	18	NJC		27.52	2.6	1	
7 # 575 So, Yi Chern Coli	18	NJC		28.03	1.1	2	



SA All Comers Meet 1 - 30/1/2026 to 1/2/2026

Home of Athletics

Results

....Event 343 Men 200 Meter Dash U20


8 #	571 Ong, Kye Trinley	18 NJC		28.51	1.1	2
-- #	854 Tong, Gabriel	18 TCT		DNS	1.1	2
-- #	123 Jiawei, Peng	18 AIC	25.56	DNS	2.6	1

Event 344 Women 200 Meter Dash Open

Name	Age	Team	Seed	Finals	Wind	Points
1 # 449 Lee, Shaynnen	20	MAXF		27.30	4.5	
2 # 262 Loh, Beverly	20	CAA	29.30	28.94	4.5	
3 # 439 Khumusi, Insiya	22	LB	32.00	30.18	4.5	
-- # 448 Lee, Megan	20	MAXF		DNS	4.5	

Event 345 Men 200 Meter Dash Open

Name	Age	Team	Seed	Finals	Wind	H#	Points
1 # 456 Prudencio, Jiro	23	MAXF		22.64	3.7	4	
2 # 457 Shah, Shyahin	1	MAXF	22.61	22.84	-0.2	1	
3 # 459 Tan, Keith	24	MAXF		23.22	4.3	3	
4 # 1049 Lai, Jedd	21	WAC	23.19	23.27	-0.2	1	
5 # 931 Cheng, Toft Mitch	21	TRSA		23.48	4.3	3	
6 # 923 Tan, Reagan	20	TKSP		23.49	3.7	4	
7 # 633 Ng, Chin Hui	32	OA	22.80	23.63	-0.2	1	
8 # 591 Perera, Deshaka	24	NUS	23.63	23.81	-0.2	1	
9 # 450 Chew, Jerome	28	MAXF		24.07	4.3	3	
10 # 460 Thor, Wei Liang	25	MAXF	25.21	24.15	2.5	2	
11 # 455 Ong, Ryan	18	MAXF	23.54	24.18	-0.2	1	
12 # 1052 Lim, Joshua	32	WAC		24.26	4.3	3	
13 # 267 Bin Baharudin, Mo	21	CAA	25.37	24.89	2.5	2	
14 # 122 Akahodani, Takayu	53	AIC	25.03	24.99	2.5	2	
15 # 454 Liau, Curtis	42	MAXF	25.00	25.04	2.5	2	
16 # 274 Tang, Kian Yang	22	CAA	24.50	25.13	-0.2	1	
17 # 1054 Loh, Guo Zhu Lvan	35	WAC	24.48	25.38	-0.2	1	
18 # 126 Oie, Kenshiro	39	AIC	25.85	25.92	2.5	2	
19 # 268 Bin Faizal, Fiqry	21	CAA	26.70	26.73	2.5	2	
-- # 624 Hoyle, Jason	30	OA	21.50	DNS	-0.2	1	
-- # 911 Lee, Ron	46	TF	26.79	DNS	2.5	2	
-- # 1057 Mather, Richard	46	WAC	25.84	DNS	2.5	2	
-- # 452 Kumar, Tarun	27	MAXF		DNS	4.3	3	
-- # 461 Yip, Donavan	20	MAXF		DNS	3.7	4	
-- # 1046 Koe, Ian	27	WAC		DNS	3.7	4	



SA All Comers Meet 1 - 30/1/2026 to 1/2/2026

Home of Athletics

Results

Event 346 Men 400 Meter Hurdles (0.914m) Open

Name	Age	Team	Seed	Finals	Points
1 # 252 Bin Zainal, Syahr	19	ZOOM		58.82	
2 # 1045 Goh, Audie	25	WAC	1:00.00	1:01.66	

Event 347 Men 400 Meter Hurdles (0.914m) U20

Name	Age	Team	Seed	Finals	Points
-- # 635 Pereira, Aedan	19	OA	1:04.00	DNS	

Event 348 Men 400 Meter Hurdles (0.838m) U18

Name	Age	Team	Seed	Finals	Points
1 # 678 Loo, Jiayi	16	RI	1:00.00	59.99	
2 # 673 Li, WenHao	15	RI	1:05.00	1:02.91	
3 # 56 Cahyadi, Nicolas	15	ACSI		1:04.93	
4 # 1009 Sheun, Malachy	15	VS		1:07.61	

Event 351 Women 400 Meter Hurdles (0.762m) U18

Name	Age	Team	Seed	Finals	Points
1 # 713 Kaufmann, Mayah E	17	RIJC		1:15.10	
2 # 785 John, Alexis	16	TK		1:16.94	
3 # 485 Chua Ren Hui, Lua	16	NYG		1:16.95	
4 # 740 Premanandham, Var	17	SSP		1:19.70	
-- # 788 Sassarak, Hana	16	TK		DNS	

Event 352 Men Triple Jump U20

Name	Age	Team	Seed	Finals	Wind	Points
1 # 971 Tang, Cayman	17	VJC		13.54m	+0.0	
				13.54m(+0.0) 12.94m(-0.8) X		
				12.92m(0.3) X		
2 # 973 Telukula, Sourend	18	VJC		13.17m	+0.0	
				12.48m(-0.3) 12.81m(1.5) 12.96m(0.2) 12.47m(1.7)		
				13.17m(+0.0) 12.60m(2.2)		
3 # 583 Yen, Ming Zhen, W	18	NJC		12.53m	0.5	
				11.56m(-0.1) X 12.23m(+0.0) 12.24m(0.5) X		
				X		
4 # 1069 Velasquez, Gabrie	18	WAC		12.39m	0.6	
				X 11.21m(0.7) X 11.67m(0.6) X		
				X		



SA All Comers Meet 1 - 30/1/2026 to 1/2/2026

Home of Athletics

Results

Event 353 Men Triple Jump Open

Name	Age	Team	Seed	Finals	Wind	Points
1 # 1047 Koh, Chen Pin	33	WAC		10.59m	1.5	
				9.80m(0.3) 10.40m(-0.1) 10.52m(1.3) 10.54m(5.5) 10.59m(1.5) 10.31m(3.5)		
-- # 1113 Ong, Yen Cheong	20	VRV		DNS	NWI	

Event 354 Men 200 Meter Hurdles (0.762m) U15

Name	Age	Team	Seed	Finals	Wind	Points
1 # 852 Tan, Ayden	14	TCT	30.21	29.13	-2.5	
2 # 790 Arish, Reyzan	14	TK		33.46	-2.5	

Event 355 Women 200 Meter Hurdles (0.762m) U15


Name	Age	Team	Seed	Finals	Wind	Points
-- # 483 Chin, YI Xun	14	NYG		DNS	NWI	

Event 356 Men Discus Throw (2kg) Open

Name	Age	Team	Seed	Finals	Points
1 # 309 Yee, Eric	27	HCAA	49.03m	48.01m	
				48.01m 46.02m 46.63m 45.99m 45.09m 45.86m	
2 # 1068 Toh, Wei De	40	WAC	36.00m	38.43m	
				35.05m 37.04m 34.98m 38.43m 35.82m 36.43m	
3 # 306 Lee, Yu Foong	17	HCAA		38.27m	
				35.69m 38.15m 36.45m 37.10m 37.90m 38.27m	
4 # 1070 Wong, Choong Yin	20	WAC		36.73m	
				35.50m 36.73m X 36.01m 35.26m 35.37m	
5 # 739 Yeo, Ashley	50	SMTF		21.08m	
				20.33m X 21.08m 20.71m - -	
-- # 1064 Tan, Jun Jie	19	WAC		FOUL	
				- - - X - -	
-- # 738 Tseng, Wun Hsiung	49	SMTF	25.80m	DNS	
-- # 1067 Thirunavakkarasu,	39	WAC	28.00m	DNS	

Event 357 Men Discus Throw (1.75kg) U20

Name	Age	Team	Seed	Finals	Points
1 # 720 Loh, Anson	18	RIJC		47.53m	
				47.53m X X X X X	



SA All Comers Meet 1 - 30/1/2026 to 1/2/2026

Home of Athletics

Results

....Event 357 Men Discus Throw (1.75kg) U20

2 #	1064 Tan, Jun Jie	19 WAC	45.79m
	X 41.99m 43.81m X X 45.79m		
3 #	725 Tan, Seanan	18 RIJC	31.84m
	X 25.38m 28.02m 31.84m 30.74m X		

Event 358 Men Pole Vault Advance

Name	Age Team	Seed	Finals	Points
1 # 589 Low, Jun Yu	25 NUS	5.03m	5.01m	
	5.01 5.15			
	XXO XXX			
2 # 847 Koh, Wei Shien	31 TCT	4.82m	4.61m	
	4.01 4.21 4.41 4.61 4.81			
	O O O XXO XXX			
3 # 1071 Zaid, Khalel	18 WAC	4.41m	4.41m	
	4.01 4.21 4.41 4.61			
	O O O XXX			
4 # 124 Kumagai, Marin	30 AIC	4.28m	4.41m	
	4.41 4.61			
	XXO XXX			
5 # 250 Ang, Guo Jun	35 ZOOM		4.21m	
	3.81 4.01 4.21 4.41			
	O O XO XXX			
6 # 958 Jiang, Yunfan	17 VJC		4.21m	
	4.01 4.21 4.41			
	O XXO XXX			
7 # 308 Wee, Elliott	24 HCAA		4.01m	
	4.01 4.21			
	O XXX			
8 # 406 Chin, Yu Zhi	18 HCIC		3.81m	
	3.81 4.01			
	O XXX			
9 # 1059 Poh, Wen Jie	33 WAC		3.81m	
	3.81 4.01			
	XO XXX			
10 # 373 Ti, Enrique Ren H	16 HCI		3.81m	
	3.81 4.01			
	XXO XXX			
-- # 413 Neoh, Terrance	17 HCIC		NH	
	3.81			
	XXX			
-- # 317 Foo, Khai Yee	16 HCI		NH	
	3.81			
	XXX			



SA All Comers Meet 1 - 30/1/2026 to 1/2/2026

Home of Athletics

Results

....Event 358 Men Pole Vault Advance

-- # 850 Ong, Asher 17 TCT DNS

Event 359 Men 3000 Meter Run U15

Name	Age	Team	Seed	Finals	Points
1 # 327 Kang, YU Kang	14	HCI	11:45.00	10:56.96	
2 # 361 Song, Oscar Kuang	14	HCI	11:45.00	11:05.05	
3 # 422 Li, Junyi Aaron	13	JSA		11:08.80	
4 # 804 Jourjon, Louis	14	TK		11:13.80	
5 # 381 Xin, Xiangcheng	14	HCI	12:30.00	11:35.20	
6 # 379 Wong, Jun Hao, Ll	13	HCI	11:45.00	11:35.34	
7 # 346 Lim, Ming You	14	HCI	12:30.00	11:43.12	
8 # 602 EE Lok Ernest, Le	14	NBR	12:12.00	11:58.65	
9 # 336 Lee, Lucas YI Kai	14	HCI	11:45.00	12:33.48	
10 # 802 Hee, Rayner	14	TK		12:39.18	
11 # 479 Yao, Ji Xuan	14	NCHS		14:56.36	
-- # 344 Lim, Kai EN	14	HCI	12:30.00	DNS	

Event 360 Women 3000 Meter Run U15

Name	Age	Team	Seed	Finals	Points
1 # 437 Jenell, Phee	14	LB	13:00.00	13:14.22	
2 # 442 Shi, Qing Xuan	14	LB	13:00.00	13:47.52	
3 # 432 Adams, Charlie	14	LB	14:00.00	13:47.98	

Event 361 Women 3000 Meter Run U18

Name	Age	Team	Seed	Finals	Points
1 # 435 Astelle, Goh	15	LB	12:30.00	12:43.80	
2 # 444 Zerrin, Tan	16	LB	12:30.00	12:54.98	
3 # 443 Si Wan, Yong	15	LB	13:00.00	13:14.12	
4 # 1072 Tan, Shayn En	16	MR25		13:43.62	
5 # 421 Foo, Megan	15	JSA		14:01.53	
6 # 434 Aseder Ali, Tanis	15	LB	13:00.00	14:09.94	
7 # 261 Loh, Andrea Mae	15	CAA	15:14.00	15:01.97	
8 # 135 Wou, LE Xuan Nico	15	BV		18:03.38	
9 # 132 Srivatsan, Shruti	15	BV		18:26.70	



SA All Comers Meet 1 - 30/1/2026 to 1/2/2026**Home of Athletics****Results****Event 362 Men 3000 Meter Run U18**

Name	Age	Team	Seed	Finals	Points
1 # 916 Sung, Yejun	17	TF		10:10.05	
2 # 909 Heng Teng Kiat, K	16	TF		10:25.96	
3 # 280 Lim, Jun Xuan Roy	15	DHS		10:39.14	
4 # 477 Tieu Dong, Triet	17	NCHS		10:53.20	
5 # 1115 Yeo, Chee Hean Ph	15	VRV		11:11.11	
6 # 279 Choo, Jun Wei, Dy	15	DHS		11:25.57	
7 # 824 Wong, Optimus	15	TK		11:50.11	
8 # 1109 Rajkumar, Luxshun	15	CCS		14:14.54	
-- # 150 Teo, Alpine	16	BV		DNS	

Event 363 Women 3000 Meter Run U20

Name	Age	Team	Seed	Finals	Points
1 # 1028 Chua, Clara	19	WAC	10:46.00	10:49.18	
2 # 440 Lim, Yuqi Sommer	14	LB	10:45.00	10:49.95	
3 # 1032 Koduru, Kalyani C	15	WAC	11:48.00	11:06.13	
4 # 441 Mikaela Ze Jing,	15	LB	12:00.00	12:06.73	
5 # 930 Megan, Chieng Mei	18	TRSA		13:43.49	
-- # 436 Elisha En Tong, K	16	LB	12:00.00	DNS	

